




# Superior<sup>®</sup>Play

2020 PRODUCT CATALOG



Childhood is about exploring the world, challenging growing muscles, and using imagination in new ways. It's proven that children need unstructured play to grow and develop into happy, healthy, and well-adjusted people.

**Are you ready?**  
*Let's go play!*



# Contents



**12**  
Themed  
Structures



**36**  
Steel  
Structures



**66**  
Panel & Plastic  
Structures



**76**  
Independent  
Play



**98**  
Structure  
Components



**118**  
Recycled  
Structures



**148**  
Complete  
Your Space

# Reimagining *how children play*

You want choices. We've got them, along with the design expertise to take your ideas and make them real. Whether you want long lasting steel, recycled materials that stand up to harsh salt air, an elaborate theme, or something entirely different, let's combine your imagination with our expertise and together we can reimagine the way children play.



## ADVENTURE SERIES

Budget-friendly with a full dose of excitement. This series offers design flexibility to meet small space requirements, features integrated shade options, and uses no clamps or collars.

POST DIAMETER	DECK SIZE	DECK HEIGHT	AGES
3.5"	36"/46.5"	Up to 8'	6 mo.-12 yrs.



## EXPEDITION SERIES

With its sturdy design and C-line connection, the 5" post and deck system is easy to install, offers the most design flexibility, and is ideal for inclusive play designs.

POST DIAMETER	DECK SIZE	DECK HEIGHT	AGES
5"	48"	Up to 8'	2-12 yrs.



## THEMED SERIES

There's no limit when designing a themed playground. Our talented team of skilled professionals can bring your ideas to life utilizing our Expedition or Recycled Series as the base.

POST SIZE	DECK SIZE	DECK HEIGHT	AGES
5" & 6"	42" & 48"	Up to 8'	6 mo.-12 yrs.



## RECYCLED SERIES

Our recycled playgrounds are an ideal option for natural play or coastal environments. The decks, posts, and barriers utilize 100% recycled content.

POST SIZE	DECK SIZE	DECK HEIGHT	AGES
6"	42"	Up to 8'	6 mo.-12 yrs.





# Supporting *inclusive play*

The benefits of bringing your community together with an **inclusive playground** are immeasurable. Inclusive play environments provide unique opportunities for individuals of all ages and abilities to engage in their right to play. Outdoor play environments that break down both physical barriers to access and social barriers to participation can unite communities in meaningful ways!



## POINTS TO CONSIDER



### Access Points

Provide multiple opportunities for individuals to independently access play and engage in intuitive play patterns



### Integration

Include play events that children of all abilities can access throughout the play environment in order to encourage inclusion among all children



### Variety

Offer a balance of play activities that support the physical, social-emotional, sensory, cognitive, and communicative needs of all children

# Building Your *environment*

With our customer-focused industry expertise, we help communities create complete outdoor recreational environments that cultivate community and enrich lives. Discover how easy it is to furnish your next recreational space by utilizing all of our product lines. Come on, let's play, relax, and live!

Learn more at [superiorrecreationalproducts.com/catalogs](http://superiorrecreationalproducts.com/catalogs)

**Playgrounds | Shade | Shelter | Site Amenities**

**Dog Parks | Surfacing | Bleachers**

# We Make It *easy to buy*

Superior makes it easy to buy by having a nationwide team of SRP Certified Partners and by having contracts with the following organizations.

Learn more on page 163.



**Advantage!**



# New, On-Trend *products for 2020*

We're bringing you new products that take playground design to the next level, while bringing back a classic cable ride with modern innovation.



## **Zip Line** *take flight and soar*

Exhilarating and fast, our new Zip Line brings a fun adventure to any playground. With its durable cable system and comfortable seat, it'll keep children moving from one end to the other while developing upper body strength, balance, and coordination.

[Learn more on page 89.](#)



**NEW!** 2020

## Modern Playground Designs

*Leading the way in playground design*

Sleek and slim lines define our new modular shades and roof styles. These trendy new designs will help keep your playground feeling and looking cool.

[See more on page 36.](#)



**NEW!** 2020

## SRPEX Themed Playgrounds

*new designs to ignite imagination*

There's no limit to imagination with Superior! As experts in creating one-of-a-kind playgrounds, we've added new designs to our popular collection of themed playgrounds. No matter the amount of space or budget, our creative design team can bring your ideas to life.

[Learn more on page 12.](#)



# Themed Play Structures

*the magic of imagination*

There's no limit when creating a one-of-a-kind playground. With the right space and budget, our team of creative designers can bring your ideas to life.

14 Steel

24 Recycled





Nature



Baseball Field



**Inclusive!**  
**SRPEX-50115**

Age Group: 5-12 Years  
Capacity: 257  
Structure Size: 72' x 43'  
Use Zone: 84' x 55'  
Fall Height: 6'  
Est. Timber Count: 73  
ADA: Yes



**INCLUSIVE!**  
*Wide Ramp*



YouTube  
Ellis Park Inclusive Playground

**SRPEX-50222**

Age Group: 5-12 Years  
Capacity: 210  
Structure Size: 53' x 44'  
Use Zone: 66' x 57'  
Fall Height: 13'  
Est. Timber Count: 51  
ADA: Yes



Reverse View



YouTube  
Dennis the Menace Park  
Ribbon Cutting

**Warning!** Installation over a hard surface such as concrete, asphalt, or packed earth may result in serious injury from falls.

Themed

Helicopter



Insects in Nature



**SRPEX-50183**

Age Group: 2-12 Years  
Capacity: 68  
Structure Size: 33' x 23'  
Use Zone: 45' x 35'  
Fall Height: 5'  
Est. Timber Count: 33  
ADA: Yes



**SRPEX-50108-R1**

Age Group: 2-12 Years  
Capacity: 114  
Structure Size: 41' x 20'  
Use Zone: 53' x 32'  
Fall Height: 6'  
Est. Timber Count: 40  
ADA: Yes



**What's timber count?** The amount of 4' playground timbers (or borders) needed to surround the playground should a type of loose fill surfacing be used. See page 161 for more information.

Themed

Marsh



Western Town



**SRPEX-50043-R1**

Age Group: 5-12 Years  
Capacity: 59  
Structure Size: 32' x 23'  
Use Zone: 44' x 35'  
Fall Height: 6'  
Est. Timber Count: 35  
ADA: Yes



**SRPEX-50074-R1**

Age Group: 5-12 Years  
Capacity: 88  
Structure Size: 39' x 22'  
Use Zone: 50' x 32'  
Fall Height: 6'  
Est. Timber Count: 37  
ADA: Yes



YouTube  
Fort Anahuac Park  
Marsh Themed Playground



YouTube  
Dennis the Menace Park  
Ribbon Cutting

**Warning!** Installation over a hard surface such as concrete, asphalt, or packed earth may result in serious injury from falls.

Themed

**Rocket Ship**



**Ship**



**SRPEX-50042-R1**

**Age Group:** 5-12 Years  
**Capacity:** 79  
**Structure Size:** 43' x 39'  
**Use Zone:** 55' x 51'  
**Fall Height:** 10'  
**Est. Timber Count:** 53  
**ADA:** Yes



**SRPEX-50159-R1**

**Age Group:** 5-12 Years  
**Capacity:** 72  
**Structure Size:** 32' x 23'  
**Use Zone:** 44' x 35'  
**Fall Height:** 6'  
**Est. Timber Count:** 33  
**ADA:** Yes



Colorado City Independent School District Playground

**What's timber count?** The amount of 4' playground timbers (or borders) needed to surround the playground should a type of loose fill surfacing be used. See page 161 for more information.

**Themed**

# Themed Play

## Fire Station

**Structure:** SRPFX-50162-R1  
**Age Group:** 2-12 Years  
**Capacity:** 87  
**Structure Size:** 24' x 19'  
**Use Zone:** 36' x 31'  
**Fall Height:** 5'  
**Est. Timber Count:** 30  
**ADA:** Yes

*\*Design subject to change.*



Reverse View

## Solar System

**Structure:** SRPFX-50123-R1  
**Age Group:** 5-12 Years  
**Capacity:** 188  
**Structure Size:** 72' x 35'  
**Use Zone:** 63' x 24'  
**Fall Height:** 9'  
**Est. Timber Count:** 34  
**ADA:** Yes

*\*Design subject to change.*




Reverse View



## Floral Nature

**Structure:** SRPFX-50127-R1  
**Age Group:** 2-12 Years  
**Capacity:** 174  
**Structure Size:** 47' x 42'  
**Use Zone:** 59' x 54'  
**Fall Height:** 6'  
**Est. Timber Count:** 50  
**ADA:** Yes

*\*Design subject to change.*



Reverse View

Visit us online for an overhead view!



## Rail Station

**Structure:** SRPFX-50195-R1  
**Age Group:** 5-12 Years  
**Capacity:** 127  
**Structure Size:** 35' x 31'  
**Use Zone:** 47' x 45'  
**Fall Height:** 8'  
**Est. Timber Count:** 41  
**ADA:** Yes

*\*Design subject to change.*



Reverse View

Train



Airport



**R3EX-30093-R2**

Age Group: 2-12 Years  
Capacity: 67  
Structure Size: 33' x 20'  
Use Zone: 45' x 32'  
Fall Height: 5'  
Est. Timber Count: 32  
ADA: Requires 2 additional ground-level play events



**R3EX-30024-R1**

Age Group: 5-12 Years  
Capacity: 80  
Structure Size: 29' x 27'  
Use Zone: 41' x 39'  
Fall Height: 5'  
Est. Timber Count: 34  
ADA: Yes



**What's timber count?** The amount of 4' playground timbers (or borders) needed to surround the playground should a type of loose fill surfacing be used. See page 161 for more information.

Themed

Nature



Treehouse



**NEW!**  
**R3EX-30055-R2**

Age Group: 5-12 Years  
Capacity: 232  
Structure Size: 54' x 47'  
Use Zone: 66' x 59'  
Fall Height: 8'  
Est. Timber Count: 60  
ADA: Yes



Reverse View

**R3EX-30082-R1**

Age Group: 2-12 Years  
Capacity: 99  
Structure Size: 31' x 28'  
Use Zone: 43' x 38'  
Fall Height: 6'  
Est. Timber Count: 32  
ADA: Yes



Reverse View

Themed

Seaside



Barn



**R3EX-30037-R1**

Age Group: 2-12 Years  
Capacity: 81  
Structure Size: 38' x 22'  
Use Zone: 50' x 35'  
Fall Height: 6'  
Est. Timber Count: 37  
ADA: Yes



YouTube  
Bayfront Park Playground



**R3EX-30038-R1**

Age Group: 2-5 Years  
Capacity: 35  
Structure Size: 22' x 15'  
Use Zone: 34' x 27'  
Fall Height: 4'  
Est. Timber Count: 26  
ADA: Yes



YouTube  
Loveland Sports Park



Themed

**What's timber count?** The amount of 4' playground timbers (or borders) needed to surround the playground should a type of loose fill surfacing be used. See page 161 for more information.



**Sand Castle**



**Lifeguard Shack**



**R3-20030-R1**

**Age Group:** 5-12 Years  
**Capacity:** 106  
**Structure Size:** 51' x 21'  
**Use Zone:** 64' x 32'  
**Fall Height:** 6'  
**Est. Timber Count:** 44  
**ADA:** Yes



**R3-20054-R1**

**Age Group:** 2-5 Years  
**Capacity:** 35  
**Structure Size:** 21' x 17'  
**Use Zone:** 33' x 29'  
**Fall Height:** 4'  
**Est. Timber Count:** 25  
**ADA:** Yes



**Warning!** Installation over a hard surface such as concrete, asphalt, or packed earth may result in serious injury from falls.

**Train Fueling Station**




**Western**



**R3EX-30029-R1**

**Age Group:** 5-12 Years  
**Capacity:** 120  
**Structure Size:** 49' x 36'  
**Use Zone:** 61' x 47'  
**Fall Height:** 6'  
**Est. Timber Count:** 46  
**ADA:** Yes



Reverse View

**R3EX-30099**

**Age Group:** 2-5 Years  
**Capacity:** 36  
**Structure Size:** 28' x 20'  
**Use Zone:** 40' x 32'  
**Fall Height:** 5'  
**Est. Timber Count:** 30  
**ADA:** Yes



Reverse View

**What's timber count?** The amount of 4" playground timbers (or borders) needed to surround the playground should a type of loose fill surfacing be used. See page 161 for more information.

**Themed**

# Themed Play

## Large Ship Wreck

**Structure:** R3FX-30076-B  
**Age Group:** 5-12 Years  
**Capacity:** 129  
**Structure Size:** 44' x 22'  
**Use Zone:** 59' x 35'  
**Fall Height:** 8'  
**Est. Timber Count:** 43  
**ADA:** Yes

*\*Design subject to change.*



**NEW!**

## Shrimp Boat

**Structure:** R3FX-30075-R3  
**Age Group:** 2-12 Years  
**Capacity:** 69  
**Structure Size:** 28' x 22'  
**Use Zone:** 40' x 33'  
**Fall Height:** 5'  
**Est. Timber Count:** 29  
**ADA:** Yes


*\*Design subject to change.*



## Small Ship Wreck

**Structure:** R3FX-30076-A-R3  
**Age Group:** 2-5 Years  
**Capacity:** 53  
**Structure Size:** 20' x 16'  
**Use Zone:** 32' x 28'  
**Fall Height:** 4'  
**Est. Timber Count:** 24  
**ADA:** Yes

*\*Design subject to change.*



**NEW!**

## Nature

**Structure:** R3FX-30057-R1  
**Age Group:** 2-12 Years  
**Capacity:** 145  
**Structure Size:** 44' x 34'  
**Use Zone:** 57' x 46'  
**Fall Height:** 6'  
**Est. Timber Count:** 42  
**ADA:** Yes

*\*Design subject to change.*



# Steel Play Structures

*imagine the adventure*

Our steel play structures offer a durable and affordable commercial-grade play solution. These structures are perfect for all age ranges, any location, and are offered in a wide variety of colors.

- 48** Ages 5-12 Years
- 54** Ages 2-12 Years
- 58** Ages 2-5 Years
- 62** Ages 6-23 Months
- 64** Navigator Series



**PS3-70058**  
\$33,228



**SRPFX-50203**  
\$32,610



**NEW!**  
**PS3-70058**

**Age Group:** 2-12 Years  
**Capacity:** 32  
**Structure Size:** 31' x 22'  
**Use Zone:** 43' x 34'  
**Fall Height:** 5'  
**Est. Timber Count:** 37  
**ADA:** Yes



**NEW!**  
**SRPEX-50203**

**Age Group:** 2-5 Years  
**Capacity:** 38  
**Structure Size:** 27' x 21'  
**Use Zone:** 39' x 33'  
**Fall Height:** 4'  
**Est. Timber Count:** 30  
**ADA:** Yes



YouTube  
Windshire Community Park



Steel

**PS3-33461-2**  
\$45,145



**PS5-34365-1**  
\$68,606



**PS3-33461-2**

**Age Group:** 2-12 Years  
**Capacity:** 35-40  
**Structure Size:** 47' x 16'  
**Use Zone:** 59' x 28'  
**Fall Height:** 6'  
**Est. Timber Count:** 39  
**ADA:** Yes



**NEW!**  
**PS5-34365-1**

**Age Group:** 5-12 Years  
**Capacity:** 66  
**Structure Size:** 41' x 36'  
**Use Zone:** 53' x 48'  
**Fall Height:** 7'  
**Est. Timber Count:** 48  
**ADA:** Yes



YouTube  
Windshire Community Park

Freestanding climbing wall not included in price of structure.



Steel

**What's timber count?** The amount of 4' playground timbers (or borders) needed to surround the playground should a type of loose fill surfacing be used. See page 161 for more information.

**PS3-31385-1**  
\$20,688



**PS3-31861**  
\$28,259



**NEW!**  
**PS3-31385-1**

**Age Group:** 2-5 Years  
**Capacity:** 28  
**Structure Size:** 21' x 13'  
**Use Zone:** 33' x 25'  
**Fall Height:** 4'  
**Est. Timber Count:** 30  
**ADA:** Yes



*Reverse View*

**PS3-31861**

**Age Group:** 2-12 Years  
**Capacity:** 36  
**Structure Size:** 24' x 19'  
**Use Zone:** 36' x 31'  
**Fall Height:** 5'  
**Est. Timber Count:** 28  
**ADA:** Yes



*Reverse View*

**Steel**

**PS5-31664**  
\$33,165



**PS3-70567**  
\$44,385



**NEW!**  
**PS5-31664**

Age Group: 2-12 Years  
Capacity: 46  
Structure Size: 31' x 20'  
Use Zone: 43' x 32'  
Fall Height: 5'  
Est. Timber Count: 31  
ADA: Yes

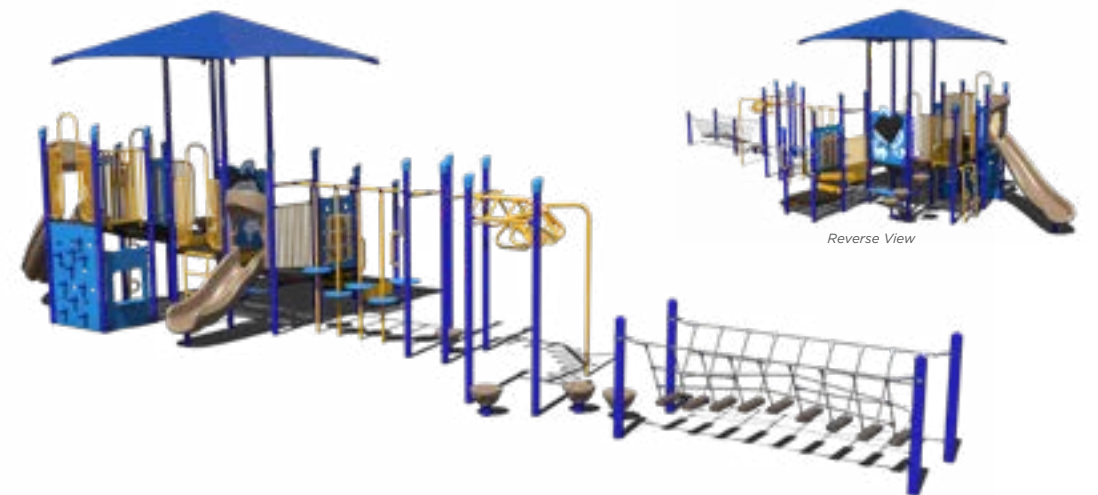
Want this without a shade?  
**PS5-31664-2** \$26,163



**NEW!**  
**PS3-70567**

Age Group: 5-12 Years  
Capacity: 43  
Structure Size: 49' x 16'  
Use Zone: 61' x 28'  
Fall Height: 7'  
Est. Timber Count: 39  
ADA: Yes

Want this without a shade?  
**PS3-70567-1** \$40,352



Steel

**What's timber count?** The amount of 4' playground timbers (or borders) needed to surround the playground should a type of loose fill surfacing be used. See page 161 for more information.



**PS3-70257**  
\$18,099



**PS5-70147-2**  
\$40,766



**NEW!**  
**PS3-70257**

**Age Group:** 2-12 Years  
**Capacity:** 36  
**Structure Size:** 23' x 19'  
**Use Zone:** 35' x 31'  
**Fall Height:** 4'  
**Est. Timber Count:** 26  
**ADA:** Yes



Reverse View

**NEW!**  
**PS5-70147-2**

**Age Group:** 5-12 Years  
**Capacity:** 35-40  
**Structure Size:** 22' x 20'  
**Use Zone:** 34' x 32'  
**Fall Height:** 4'  
**Est. Timber Count:** 27  
**ADA:** Yes



Reverse View

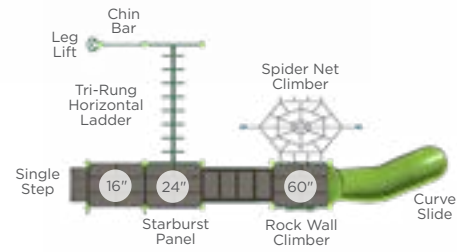
Steel

**What's timber count?** The amount of 4' playground timbers (or borders) needed to surround the playground should a type of loose fill surfacing be used. See page 161 for more information.

# 5-12 Years


## PS3-70214 \$21,219

**Age Group:** 5-12 Years  
**Capacity:** 20-25  
**Structure Size:** 27' x 23'  
**Use Zone:** 39' x 25'  
**Fall Height:** 7'  
**Est. Timber Count:** 32  
**ADA:** Yes




## PS5-70243 \$51,438

**Age Group:** 5-12 Years  
**Capacity:** 36  
**Structure Size:** 30' x 20'  
**Use Zone:** 42' x 32'  
**Fall Height:** 6'  
**Est. Timber Count:** 31  
**ADA:** Yes



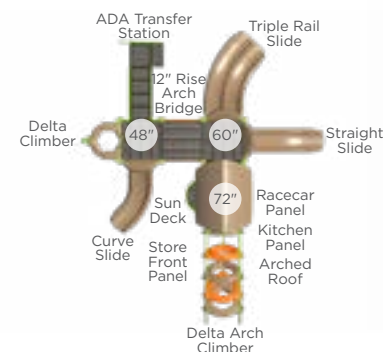
## PS5-70241 \$67,257

**Age Group:** 5-12 Years  
**Capacity:** 56  
**Structure Size:** 30' x 30'  
**Use Zone:** 42' x 42'  
**Fall Height:** 6'  
**Est. Timber Count:** 37  
**ADA:** Yes



## NEW! PS5-70630 \$39,665

**Age Group:** 5-12 Years  
**Capacity:** 36  
**Structure Size:** 29' x 24'  
**Use Zone:** 41' x 36'  
**Fall Height:** 5'  
**Est. Timber Count:** 32  
**ADA:** Yes



Steel

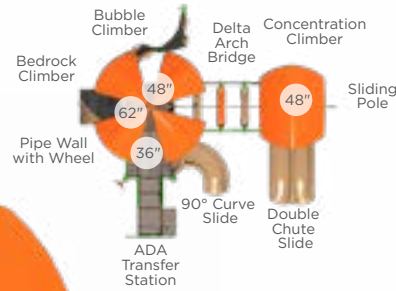
# 5-12 Years

**PS5-70147** \$43,026

**Age Group:** 5-12 Years  
**Capacity:** 38  
**Structure Size:** 22' x 20'  
**Use Zone:** 34' x 32'  
**Fall Height:** 4'  
**Est. Timber Count:** 27  
**ADA:** Yes



Reverse View



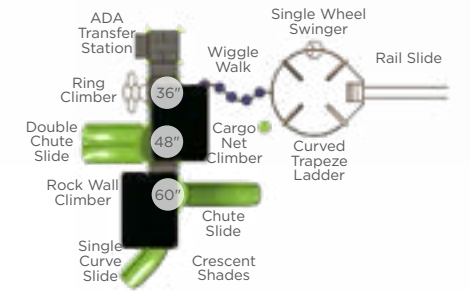
**NEW!**  
**PS3-70552** \$33,328

**Age Group:** 5-12 Years  
**Capacity:** 40  
**Structure Size:** 35' x 26'  
**Use Zone:** 47' x 38'  
**Fall Height:** 7'  
**Est. Timber Count:** 36  
**ADA:** Yes

**Want this without a shade?**  
**PS3-70552-1** \$30,822



Reverse View



**PS3-31596** \$32,927

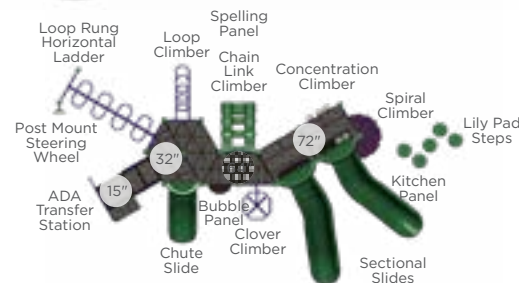
**Age Group:** 5-12 Years  
**Capacity:** 36  
**Structure Size:** 34' x 18'  
**Use Zone:** 46' x 30'  
**Fall Height:** 7'  
**Est. Timber Count:** 32  
**ADA:** Yes

**Want a 5\"**

**PS5-31596** \$40,278



Reverse View



*Inclusive!*

**PS5-70150** \$156,233

**Age Group:** 5-12 Years  
**Capacity:** 115  
**Structure Size:** 53' x 53'  
**Use Zone:** 65' x 65'  
**Fall Height:** 5'  
**Est. Timber Count:** 64  
**ADA:** Yes



Visit us online for an overhead view!



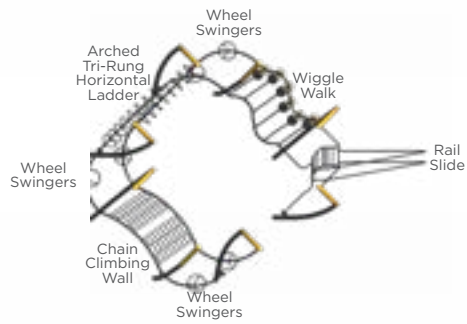
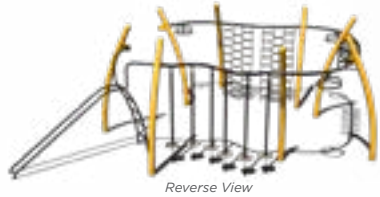
Steel

**What's timber count?** The amount of 4' playground timbers (or borders) needed to surround the playground should a type of loose fill surfacing be used. See page 161 for more information.

# 5-12 Years

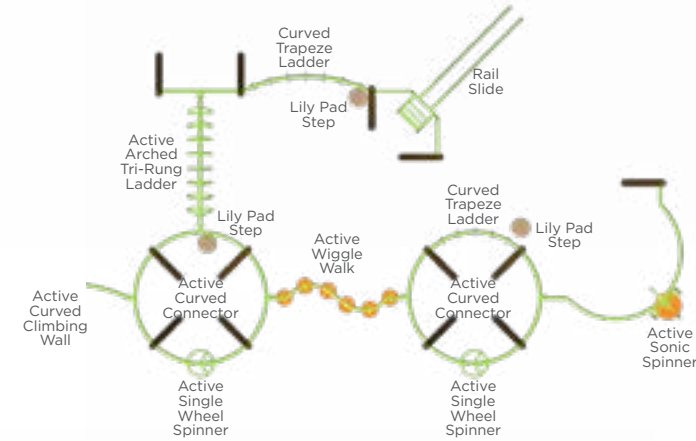
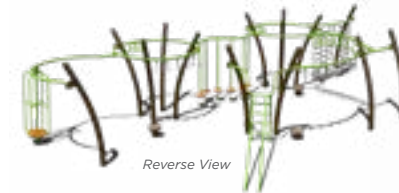
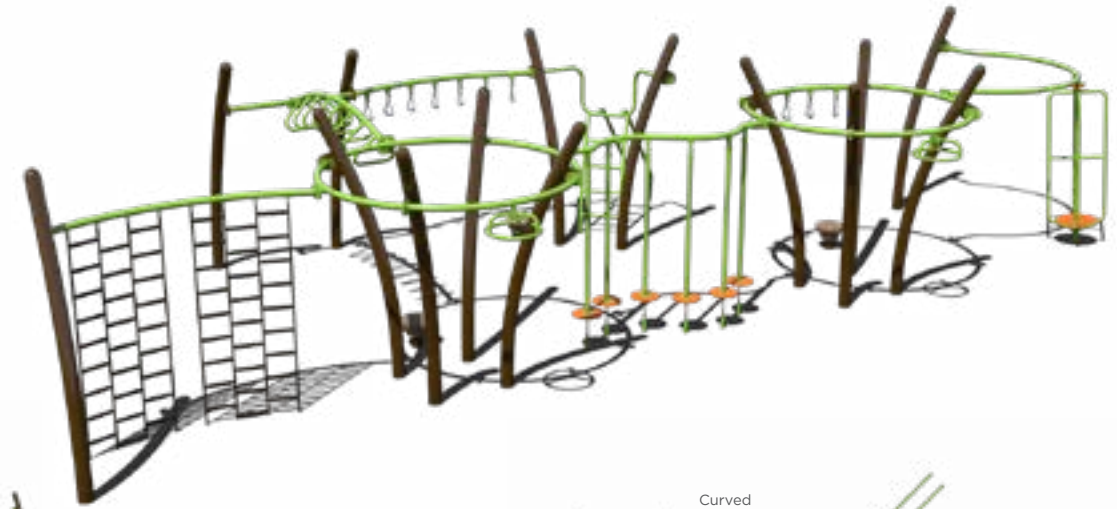
**NEW!**  
**PA5-26074** \$14,752

Age Group: 5-12 Years  
Capacity: 14  
Structure Size: 30' x 23'  
Use Zone: 42' x 35'  
Fall Height: 8'  
Est. Timber Count: 30



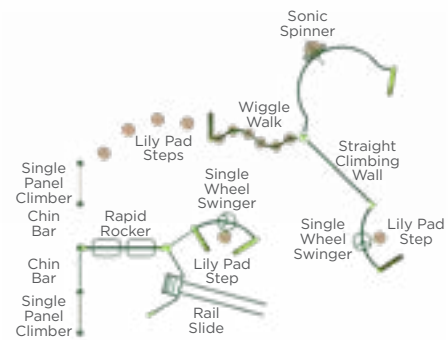
**NEW!**  
**PA5-28207** \$24,005

Age Group: 5-12 Years  
Capacity: 15  
Structure Size: 43' x 23'  
Use Zone: 53' x 35'  
Fall Height: 7'  
Est. Timber Count: 40



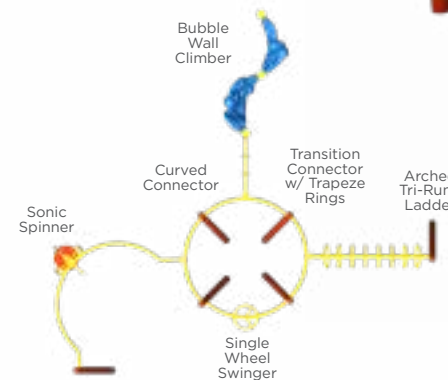

**NEW!**  
**PA5-33719** \$22,956

Age Group: 5-12 Years  
Capacity: 20  
Structure Size: 30' x 28'  
Use Zone: 42' x 40'  
Fall Height: 7'  
Est. Timber Count: 36



**NEW!**  
**PA5-29292** \$11,984

Age Group: 5-12 Years  
Capacity: 10  
Structure Size: 26' x 23'  
Use Zone: 38' x 35'  
Fall Height: 8'  
Est. Timber Count: 31

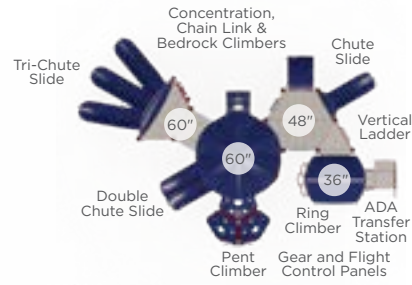


Steel

# 2-12 Years

**PS5-70244** \$61,485

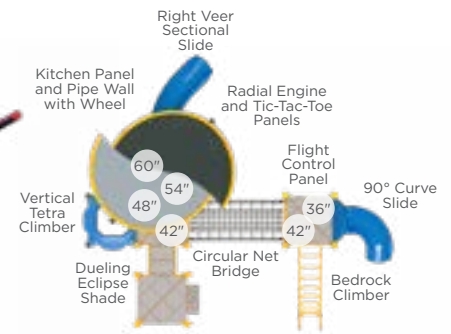
**Age Group:** 2-12 Years  
**Capacity:** 30-35  
**Structure Size:** 27' x 24'  
**Use Zone:** 49' x 36'  
**Fall Height:** 5'  
**Est. Timber Count:** 27  
**ADA:** Yes



**NEW!**  
**PS5-70148-2** \$42,057

**Age Group:** 2-12 Years  
**Capacity:** 38  
**Structure Size:** 26' x 23'  
**Use Zone:** 38' x 35'  
**Fall Height:** 5'  
**Est. Timber Count:** 30  
**ADA:** Yes

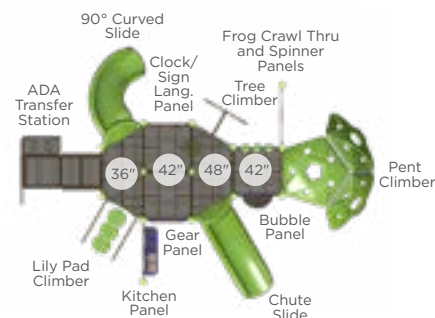
**Want a similar structure without a shade?**  
**PS5-70148-1** \$38,070



**PS3-31908** \$23,826

**Age Group:** 2-12 Years  
**Capacity:** 38  
**Structure Size:** 23' x 17'  
**Use Zone:** 35' x 29'  
**Fall Height:** 4'  
**Est. Timber Count:** 26  
**ADA:** Yes

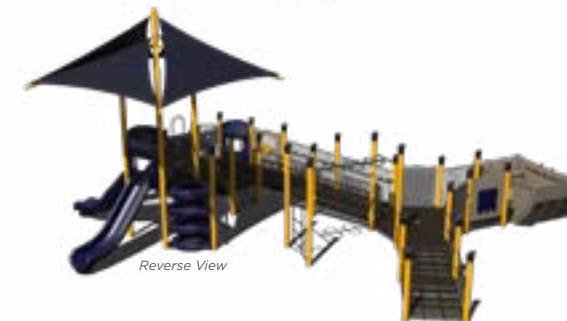
**Want a 5\"** post?  
**PS5-31908** \$28,445



**NEW!**  
**Inclusive!**  
**PS5-70542** \$83,872

**Age Group:** 2-12 Years  
**Capacity:** 50-60  
**Structure Size:** 37' x 39'  
**Use Zone:** 49' x 51'  
**Fall Height:** 7'  
**Est. Timber Count:** 644  
**ADA:** Yes

**Want this without a shade?**  
**PS5-70634** \$78,287



Visit us online for an overhead view!



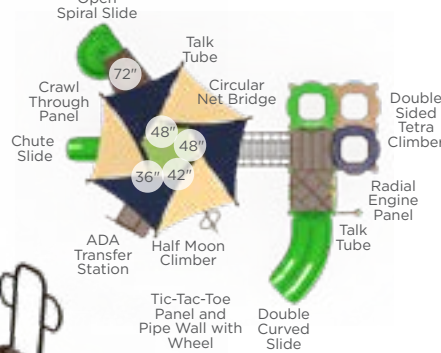
Steel

# 2-12 Years

**PS5-70149** \$59,453

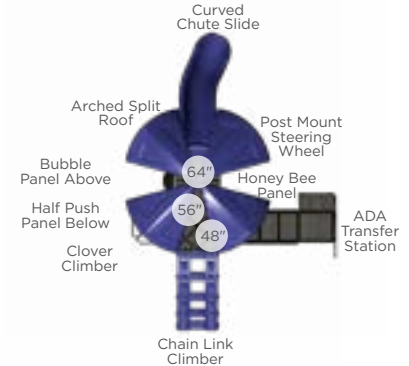
**Age Group:** 2-12 Years  
**Capacity:** 66  
**Structure Size:** 30' x 27'  
**Use Zone:** 42' x 39'  
**Fall Height:** 6'  
**Est. Timber Count:** 35  
**ADA:** Yes

**Want this without a shade?**  
**PS5-70149-1** \$52,376



**NEW!**  
**PS3-70608** \$19,095

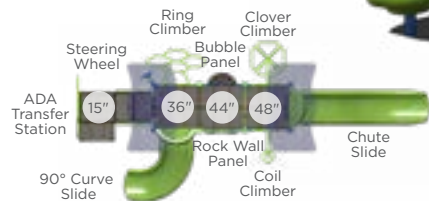
**Age Group:** 2-12 Years  
**Capacity:** 15-20  
**Structure Size:** 14' x 21'  
**Use Zone:** 26' x 33'  
**Fall Height:** 6'  
**Est. Timber Count:** 24  
**ADA:** Yes



**PS3-31723** \$18,766

**Age Group:** 2-12 Years  
**Capacity:** 25  
**Structure Size:** 25' x 10'  
**Use Zone:** 37' x 22'  
**Fall Height:** 4'  
**Est. Timber Count:** 30  
**ADA:** Yes

**Want a 5" post?**  
**PS5-31723** \$22,221



**Inclusive!**  
**PS5-70231** \$80,923

**Age Group:** 2-12 Years  
**Capacity:** 76  
**Structure Size:** 49' x 38'  
**Use Zone:** 61' x 50'  
**Fall Height:** 7'  
**Est. Timber Count:** 46  
**ADA:** Yes

**Want this without a shade?**  
**PS5-70231-1** \$75,189



Visit us online for an overhead view!




Steel

# 2-5 Years


**PS5-70242 \$68,453**

**Age Group:** 2-5 Years  
**Capacity:** 75  
**Structure Size:** 39' x 31'  
**Use Zone:** 51' x 43'  
**Fall Height:** 6'  
**Est. Timber Count:** 40  
**ADA:** Yes



**NEW!**  
**PS3-70625 \$21,791**

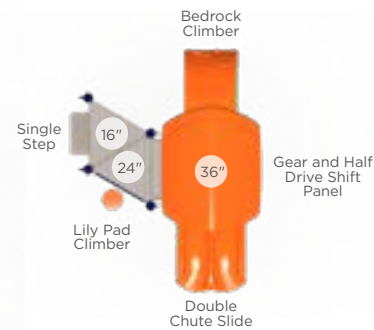
**Age Group:** 2-5 Years  
**Capacity:** 20  
**Structure Size:** 23' x 12'  
**Use Zone:** 35' x 24'  
**Fall Height:** 4'  
**Est. Timber Count:** 30  
**ADA:** Yes



**Want this without a shade?**  
**PS3-70625-1 \$16,480**

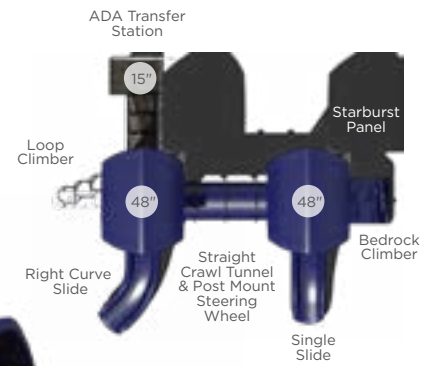
**PS5-70151 \$17,907**

**Age Group:** 2-5 Years  
**Capacity:** 14  
**Structure Size:** 14' x 10'  
**Use Zone:** 26' x 22'  
**Fall Height:** 3'  
**Est. Timber Count:** 20  
**ADA:** Yes



**PS5-70601 \$28,161**

**Age Group:** 2-5 Years  
**Capacity:** 25  
**Structure Size:** 19' x 23'  
**Use Zone:** 37' x 35'  
**Fall Height:** 4'  
**Est. Timber Count:** 28  
**ADA:** Yes



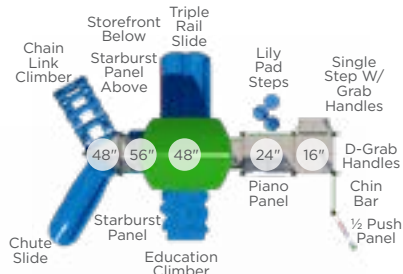
Steel

**What's timber count?** The amount of 4' playground timbers (or borders) needed to surround the playground should a type of loose fill surfacing be used. See page 161 for more information.

# 2-5 Years

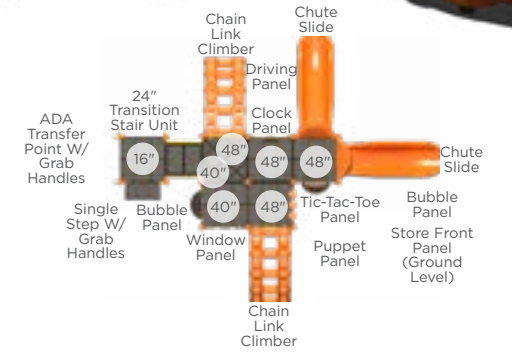
**NEW!**  
**PS3-31400-1 \$28,818**

**Age Group:** 2-5 Years  
**Capacity:** 25  
**Structure Size:** 25' x 18'  
**Use Zone:** 37' x 30'  
**Fall Height:** 4'  
**Est. Timber Count:** 34  
**ADA:** Yes



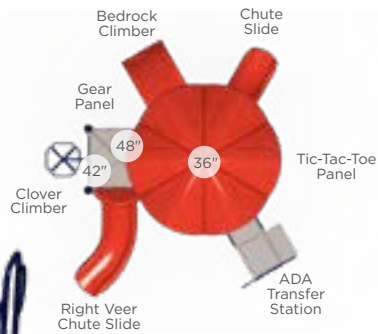
**NEW!**  
**PS3-70553 \$23,841**

**Age Group:** 2-5 Years  
**Capacity:** 35-40  
**Structure Size:** 22' x 19'  
**Use Zone:** 34' x 31'  
**Fall Height:** 4'  
**Est. Timber Count:** 27  
**ADA:** Yes



**PS5-70152 \$26,099**

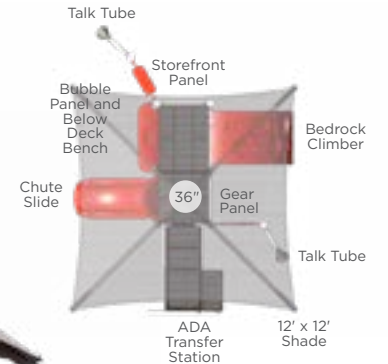
**Age Group:** 2-5 Years  
**Capacity:** 48  
**Structure Size:** 17' x 17'  
**Use Zone:** 29' x 29'  
**Fall Height:** 4'  
**Est. Timber Count:** 25  
**ADA:** Yes



**PS3-31889 \$18,609**

**Age Group:** 2-5 Years  
**Capacity:** 18  
**Structure Size:** 13' x 12'  
**Use Zone:** 25' x 24'  
**Fall Height:** 3'  
**Est. Timber Count:** 20  
**ADA:** Yes

**Want a 5" post?**  
**PS5-31889 \$20,263**  
**Want this without a shade?**  
**PS5-31889-5 \$15,144**



Steel



# 6-23 Months

**PS3-31887** \$11,724

**Age Group:** 6-23 Months  
**Capacity:** 12  
**Structure Size:** 11' x 9'  
**Fall Height:** 3'

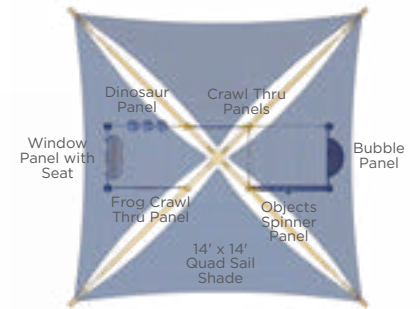
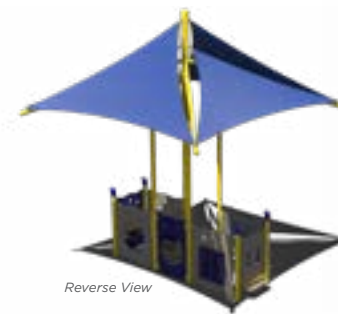
**Want a 5" post?**  
**PS5-31887** \$13,643



**PS3-32851** \$14,357

**Age Group:** 6-23 Months  
**Capacity:** 10  
**Structure Size:** 12' x 4'  
**Use Zone:** 18' x 10'  
**Fall Height:** 3'  
**Est. Timber Count:** 13

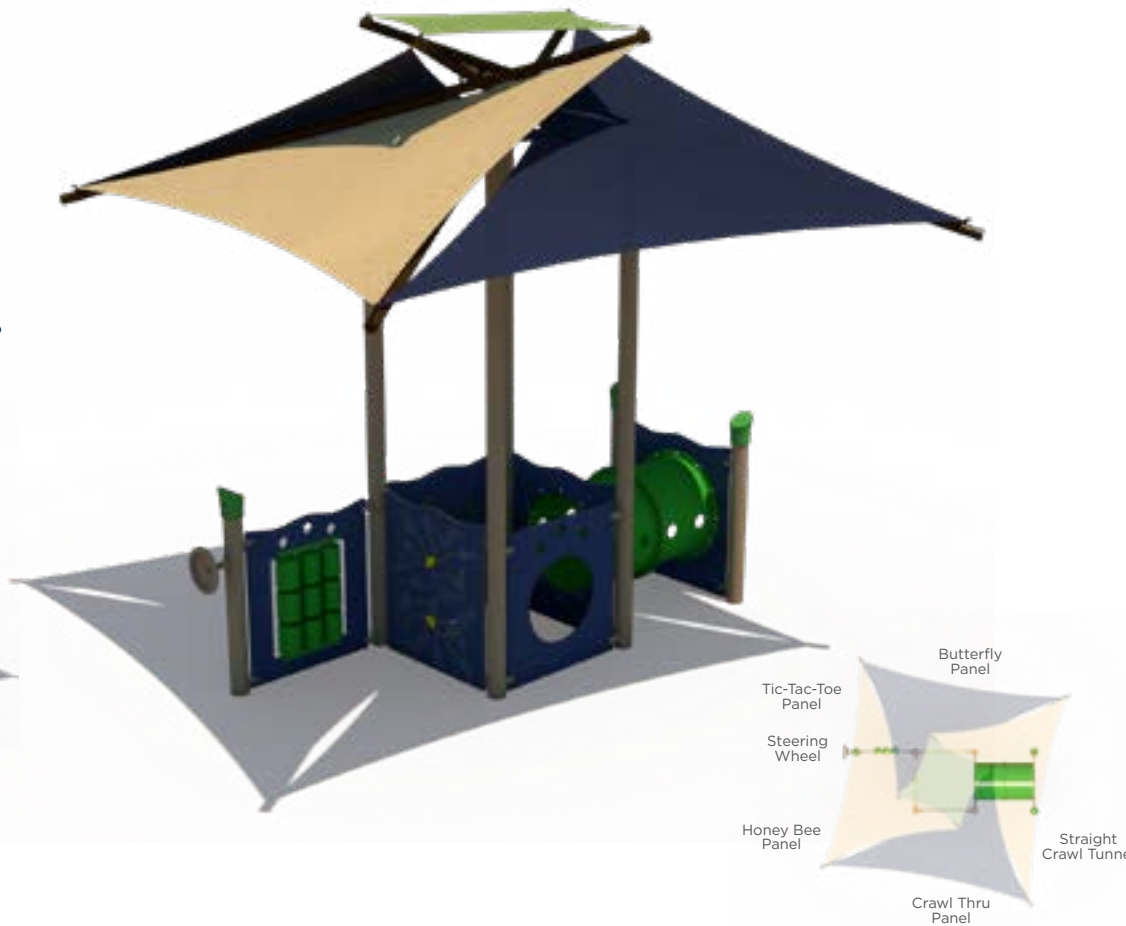
**Want a 5" post?**  
**PS5-32851** \$15,926  
**Want this without a shade?**  
**PS3-32851-2** \$9,009



**PS5-70153** \$13,990

**Age Group:** 6-23 Months  
**Capacity:** 10  
**Structure Size:** 12' x 4'  
**Use Zone:** 24' x 16'  
**Fall Height:** 3'  
**Est. Timber Count:** 18

**Want this without a shade?**  
**PS5-70153-1** \$8,995



**PS3-32247** \$12,659

**Age Group:** 6-23 Months  
**Capacity:** 10  
**Structure Size:** 12' x 3'  
**Use Zone:** 24' x 15'  
**Fall Height:** 3'

**Want a 5" post?**  
**PS5-32247** \$13,366  
**Want this without a shade?**  
**PS3-32247-1** \$8,888



Steel

**Structures** Navigator Series  
*modern designs*

Our Navigator series features tough, 5" steel uprights made with recycled metal. With no defined entry point, children will continually find new ways to engage in play with their peers. These structures are only available in the color scheme shown.

**SRPN-401** \$22,885

**Age Group:** 5-12 Years  
**Capacity:** 20-24  
**Use Zone:** 36' 5" x 28' 3"  
**Fall Height:** 8'



**SRPN-402** \$11,470

**Age Group:** 5-12 Years  
**Capacity:** 12-14  
**Use Zone:** 27' 3" x 26' 3"  
**Fall Height:** 8'



**SRPN-405** \$18,208

**Age Group:** 5-12 Years  
**Capacity:** 15-20  
**Use Zone:** 35' 6" x 22' 7"  
**Fall Height:** 8'



**SRPN-408** \$14,837

**Age Group:** 5-12 Years  
**Capacity:** 15-20  
**Use Zone:** 29' 10" x 25' 6"  
**Fall Height:** 8'



## Panel & Plastic Play Structures

*age-appropriate fun for  
children aged 6-23 months*


Our panel-based and plastic structures are the ideal choice for your littlest users. They offer age-appropriate challenges in creative, compact forms. You'll love the uniqueness of these activity-driven structures.

- 68** Tot-Trek
- 70** Adventures in Growing®
- 72** Infant Exploratoriums™
- 73** Discovery Centers



**Structures** Modular Tot-Trek  
*endless configurations*

Start with the Tot-Trek base unit and add on different play components based on your area's size and your budget. While you can design your own, check out three sample structures to the right. Available in a primary or natural color scheme.



**Phase One \$4,721**

**Structure:** TFR0520XX  
**Age Group:** 6-23 Months  
**Capacity:** 5  
**Structure Size:** 8' x 6'  
**Includes:** Stairs, Slide, Bubble Window, Texture Panel, and Climber



**Phase Two \$9,055**

**Structure:** TFR0533XX  
**Age Group:** 6-23 Months  
**Capacity:** 10  
**Structure Size:** 12' x 8'  
**Includes:** Phase One + Bridge, Climber, Stairs, and Activity Panels



**Phase Three \$13,806**

**Structure:** TFR0518XX  
**Age Group:** 6-23 Months  
**Capacity:** 15  
**Structure Size:** 14' x 15'  
**Includes:** Phase Two + Crawl Tube, Slide, and Activity Panels



**Warning!** Installation over a hard surface such as concrete, asphalt, or packed earth may result in serious injury from falls.

**Structures** Adventures in Growing®  
*educational and interactive*

These panel-based units for children ages 6-23 months allow for exploration of texture, shapes, sound, and more! Available in a primary or natural color scheme.



**AIG010** \$6,009

- Age Group:** 6-23 Months  
**Capacity:** 6  
**Structure Size:** 11' x 2 1/2'  
**Use Zone:** 4' x 15'  
**Key Features:**
- Slide
  - Crawl Through Panel
  - Stairs



**AIG031** \$9,128

- Age Group:** 6-23 Months  
**Capacity:** 9  
**Structure Size:** 11' x 8 1/2'  
**Use Zone:** 24' x 21'  
**Key Features:**
- Slide
  - Stairs
  - Spin and Find
  - Texture Climber
  - Bongo Panel
  - Texture Panel



**AIG040** \$9,939

- Age Group:** 6-23 Months  
**Capacity:** 10  
**Structure Size:** 11' x 12'  
**Use Zone:** 24' x 25'  
**Key Features:**
- Slide
  - Stairs
  - Spin and Find
  - Texture Climber
  - Bongo Panel
  - Texture Panel
  - Shape Spinners
  - Arch Climbers
  - Sound Cylinder and Bead Panel



Panel & Plastic

**Structures** Infant Exploratoriums™  
*encourage exploration*

**PS3-70228 \$8,936**

**Age Group:** 6-23 Months  
**Capacity:** 8-10  
**Structure Size:** 7' x 7'  
**Panels Included:** Bead, Mirror, Bell, Shape Spinners, and Peek-A-Boo



**PS3-70229 \$11,836**

**Age Group:** 6-23 Months  
**Capacity:** 10-12  
**Structure Size:** 7' x 10 1/2'  
**Panels Included:** Bead, Mirror, Bell, Shape Spinners, Peek-A-Boo, and Texture



**PS3-70230 \$16,449**

**Age Group:** 6-23 Months  
**Capacity:** 12-14  
**Structure Size:** 10 1/2' x 10 1/2'  
**Panels Included:** Bead, Mirror, Bell, Shape Spinners, Peek-A-Boo, Texture, Bubble, and Double Cylinder Sound



**Structures** Discovery Centers  
*affordable play option*

These units offer standards-based developmental and educational activities. They are easy to assemble and come with a 10-year limited warranty on upright posts and a 5-year limited warranty on plastic.

**Discovery Center 1 \$2,858**

**Structure:** DC-1SM/02-08-0200  
**Age Group:** 2-5 Years  
**Capacity:** 5-10  
**Use Zone:** 22' x 22'  
**Fall Height:** 3' 1.5"  
**Mounting:** Ground Spike



**Discovery Center 2 \$4,763**

**Structure:** DC-2MDR/02-08-0203  
**Age Group:** 2-5 Years  
**Capacity:** 10-15  
**Use Zone:** 27' x 27'  
**Fall Height:** 3' 1.5"  
**Mounting:** Ground Spike



**Discovery Center 4 \$7,122**

**Structure:** DC-4LG/02-08-0206  
**Age Group:** 2-5 Years  
**Capacity:** 15-20  
**Use Zone:** 27' x 28'  
**Fall Height:** 3' 1.5"  
**Mounting:** Ground Spike

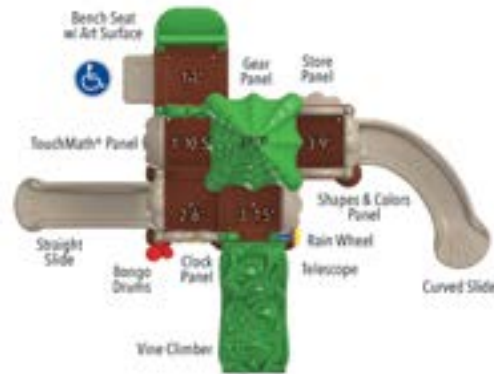



Panel & Plastic

**Structures** Discovery Centers  
*affordable play option*

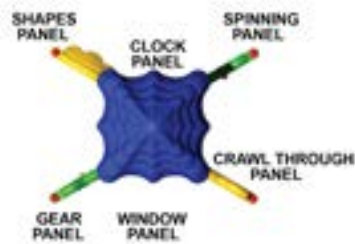
**Discovery Center 5 \$8,676**

**Structure:** DC-5XLG-N/02-08-0209  
**Age Group:** 2-5 Years  
**Capacity:** 20-25  
**Use Zone:** 28' x 31'  
**Fall Height:** 3' 9"  
**Mounting:** Ground Spike



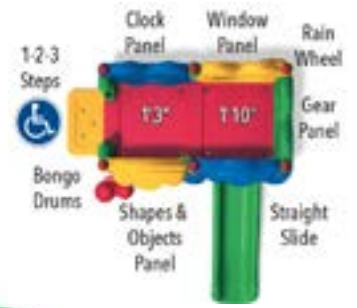
**Playhouse \$2,677**

**Structure:** DC-PLAY/02-08-0186  
**Age Group:** 6-23 Months  
**Capacity:** 15-25  
**Use Zone:** 13' 8" x 11' 10"  
**Mounting:** Anchor Bolt



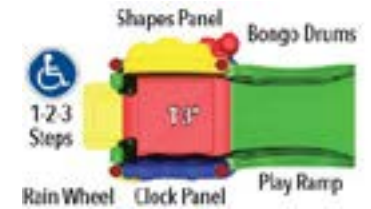
**Seedling \$3,334**

**Structure:** DC-SEED/02-08-0166  
**Age Group:** 6-23 Months  
**Capacity:** 8-10  
**Use Zone:** 13' 7" x 13' 5"  
**Fall Height:** 1' 10"  
**Mounting:** Anchor Bolt



**Super Sprout \$2,370**

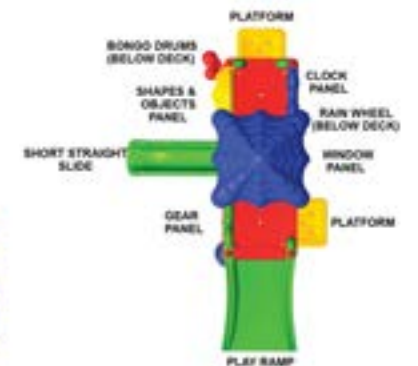
**Structure:** DC-SS/02-08-0163  
**Age Group:** 6-23 Months  
**Capacity:** 6-8  
**Use Zone:** 14' 2" x 10' 5"  
**Fall Height:** 1' 3"  
**Mounting:** Anchor Bolt



*Meets ASTM F1487 Standards*

**Sapling \$4,672**

**Structure:** DC-SAPR/02-08-0170  
**Age Group:** 6-23 Months  
**Capacity:** 15-25  
**Use Zone:** 14' 5" x 19' 6"  
**Fall Height:** 1' 10"  
**Mounting:** Ground Spike



# Independent Play

## *childhood favorites*

It's easy to underestimate the value of independent play. These products challenge a child's physical capabilities but also encourage sensory, cognitive, social-emotional, and communicative development.

- 78** Swings
- 80** Climbers
- 84** Spinners
- 87** Motion
- 89** Balance
- 90** Overhead Ladders
- 91** Slides
- 92** Dramatic Play
- 93** Outdoor Games
- 94** Natural Elements
- 96** Music Play








Single Post Swing Frame



Arch Swing Frame



## Swings Swing Frames

### NEW!

#### Single Post Swing Frames

Constructed from 5" (without shade) or 6 5/8" (with shade) diameter steel, these frames feature an 8' height and are available with or without shade. **Version with shade is IPEMA Certified and ASTM F1487-17 Compliant.**

#### Without Shade

Bays	Item Number	Use Zone	MSRP
1	TFR0622XX	24' x 32'	\$1,365
2	TFR0623XX	36' x 32'	\$2,437
3	TFR0624XX	47' x 32'	\$3,678
4	TFR0625XX	59' x 32'	\$4,778
Add-A-Bay	TFR0627XX	Add 11' x 32'	\$1,196

#### With Shade

Bays	Item Number	Use Zone	MSRP
1	RSW23516G	24' x 32'	\$5,352
2	RSW3516G	36' x 32'	\$8,679
3	RSW46516G	47' x 32'	\$11,501
4	RSW5816G	58' x 32'	\$14,385

#### Arch Swing Frame

Constructed from 3.5" or 5" diameter steel, these frames feature an 8' height and are for use with swing seats or tire swings.

#### For Traditional Swing Seats

Post Size	Bays	Item Number	Use Zone	MSRP
3.5"	1	TFR3501XX	24' x 32'	\$1,828
	2	TFR3502XX	36' x 32'	\$2,820
	3	TFR3503XX	48' x 32'	\$3,809
	4	TFR3504XX	58' x 32'	\$4,799
	Add-A-Bay	TFR3500XX	Add 11' x 32'	\$997
5"	1	EFR0116XX	24' x 32'	\$2,681
	2	EFR0117XX	36' x 32'	\$4,390
	3	EFR0118XX	48' x 32'	\$6,102
	4	EFR0119XX	58' x 32'	\$7,806
	Add-A-Bay	EFR0120XX	Add 11' x 32'	\$1,715

#### For Tire Swings

Our tire swing frame is made from 5" steel tubing.

Bays	Item Number	Use Zone	MSRP
1	90015991XX	22' x 28'	\$2,829
2	90015992XX	22' x 44'	\$4,676
3	90015993XX	22' x 59'	\$6,524
4	90015994XX	22' x 74'	\$8,371
Add-A-Bay	90945900XX	Add 11' x 22'	\$1,855



**75' Length** \$16,222  
Model: EFR0132XX  
Use Zone: 105' x 22'

### NEW!

#### Zip Line

Exhilarating and fast, our new Zip Line brings a fun adventure to any playground. With its durable cable system and comfortable seat, it'll keep children moving from one end to the other.

**100' Length** \$16,912  
Model: EFR0128XX  
Use Zone: 128' x 22'



#### Standard Swing Frames

Constructed from 2 3/8" galvanized steel tubing with cast aluminum junctions, these swing frames feature an 8' or 10' height. **The part numbers below are for galvanized frames. To order a powder coated frame for an upcharge, replace "XX" with "PC" in the part numbers below.**

#### Bi-Pod

Available in an 8' height only.

Bays	Item Number	Use Zone	MSRP
1	90015401XX	25' x 32'	\$862
2	90015402XX	36' x 32'	\$1,474
3	90015403XX	47' x 32'	\$2,085
Add-A-Bay	90915400XX	Add 11' x 32'	\$678

#### Tri-Pod

Height	Bays	Item Number	Use Zone	MSRP
8'	1	90015301XX	33' x 32'	\$1,034
	2	90015302XX	45' x 32'	\$1,688
	3	90015303XX	56' x 32'	\$2,364
	Add-A-Bay	90015300XX	33' x 32'	\$682
10'	1	90015311XX	36' x 40'	\$1,157
	2	90015312XX	47' x 40'	\$1,800
	3	90015313XX	58' x 40'	\$2,520
	Add-A-Bay	90015391XX	Add 11' x 32'	\$730



### Inclusive!

#### Inclusive Team Swing \$6,329

Our Inclusive Team Swing features a 3.5" arch swing frame and your choice of a green or orange inclusive seat. Features an 8' height.

#### Green Seat

Model: PLD0018GRXX

#### Orange Seat

Model: PLD0018ORXX

## Swings Swing Seats



#### Belt Seats

Our molded belt seats feature galvanized triangle hardware and high carbon steel spring inserts to resist vandalism. Available in red, yellow, green, blue, black, and tan. Galvanized or PVC coated chain is available. **Sold as a set of two.**

Chain Type	Chain Link	Item Number	MSRP
Galvanized	8'	90015108XX	\$178
	10'	90015110XX	\$191
PVC	8'	90015208XX	\$360
	10'	90015210XX	\$428



#### Bucket Seats

Our full bucket seats feature high backs and full stainless steel inserts. These seats are available as for ages 6-23 months with 54" chain in red, yellow, green, blue, or black. **Sold as a set of two.**

Chain Type	Item Number	MSRP
PVC	90015230XX	\$501
Galvanized	90015130XX	\$365



#### Tire Swing Seats

Each item number below includes one tire and all chain and hardware. Order one item number per bay. Tires are made from durable, black roto-molded plastic.

Chain Type	Item Number	MSRP
Galvanized	TFR0612XX	\$345
PVC	TFR0611XX	\$464



### Inclusive!

#### Inclusive Swing Seat Set

This seat is designed for children aged 2-5 or 5-12 who need support to maintain a seated position. Each seat comes with galvanized chain. Available in any roto-molded plastic color with a yellow or beige brace.

Ages	Item Number	MSRP
2-5	BSIS-25	\$488
5-12	BSIS-512	\$488



#### Beveled Swing Mat \$132

Our 40" x 40" x 1 1/2" swing mat is great for areas where loose fill surfacing is used to help minimize the displacement of surfacing. Model: WM-05

**Climbers** Traditional Climbers



**Camel Back Kids Climber**  
\$2,383  
Model: 90007112XX  
Use Zone: 27' x 15'  
Ages: 5-12



**Lateral Rock Wall** \$4,431  
Model: 85134  
Use Zone: 21' x 13'  
Ages: 5-12



**Chain Climbing Wall**  
Use Zone: 20' x 12'  
Ages: 5-12  
**3.5" Post** \$1,282  
Model: 90007103XX  
**5" Post** \$1,646  
Model: 90007003XX



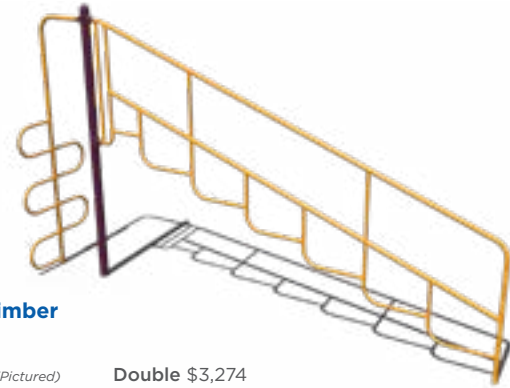
**Fire Station Climber** \$2,971  
Model: TFR05580XX  
Use Zone: 26' x 26'  
Ages: 5-12



**Single Hump Camel Climber** \$1,156  
Model: TFR16968XX  
Use Zone: 17' x 14'  
Ages: 5-12




**Junior Double Panel Climber** \$1,060  
Model: AFR0070XX  
Use Zone: 18' x 16'  
Height: 4'  
Ages: 2-5



**Mountain Climber**  
Ages: 5-12  
**Single** \$1,487 (Pictured)  
Model: TFR15831XX  
Use Zone: 16' x 6'

**Double** \$3,274  
Model: TFR14201XX  
Use Zone: 37' x 20'



**Zany Zipper Arch Climber** \$1,357  
Model: 90007113XX  
Use Zone: 28' x 14'  
Ages: 5-12



**Single Hump Camel Jr. Climber** \$916  
Model: TFR16985XX  
Use Zone: 17' x 14'  
Ages: 2-5


**Climbers** Traditional & Roto-Molded Climbers



**Bubble Storm Climber**  
\$4,147  
Model: AFR0158XX  
Use Zone: 22' x 22'  
Ages: 5-12




**Teepee Climber** \$13,038  
Model: TFR0511XX  
Use Zone: 25' x 23'  
Height: 4'  
Ages: 2-5, 5-12




**4-Section Bubble Wall** \$3,790  
Model: EFR0068XX  
Use Zone: 14' x 30'  
Ages: 5-12



**Half Bubble Wall** \$3,583  
Model: AFR0090XX  
Use Zone: 14' x 30'  
Ages: 2-5




**8-Section Bubble Wall Circle** \$7,440  
Model: EFR0070XX  
Use Zone: 26' x 26'  
Ages: 5-12



**Chain Link Circle** \$5,430  
Model: TFR08828XX  
Use Zone: 24' x 24'  
Ages: 5-12



**Climb & Discover Cave** \$3,976  
Use Zone: 20' x 21'  
Ages: 2-12  
Primary Colors: TFR0613XX  
Natural Colors: TFR0614XX



**Kiddie Kave** \$4,147  
Model: AFR0036XX  
Use Zone: 20 1/2' x 20 1/2'  
Ages: 2-12



**Moon Crater** \$3,485  
Model: TFR0655XX  
Use Zone: 21' x 21'  
Height: 4 1/2'  
Ages: 2-5, 5-12  
Only available in colors shown

## Climbers Roto-Molded Climbers



**Half Dome** \$7,631  
Model: 87000024XX  
Use Zone: 27' x 20'  
Height: 10'  
Ages: 5-12

**Mole Hill** \$7,902  
Model: 87000010XX  
Use Zone: 26' x 26'  
Height: 6'  
Ages: 5-12



**Criss Cross** \$3,089  
Model: 87000034XX  
Use Zone: 25' x 16'  
Height: 6'  
Ages: 5-12



**Tri-Pent** \$1,655  
Model: 87000023XX  
Use Zone: 21' x 21'  
Height: 4'  
Ages: 5-12



**Half Arch** \$3,267  
Model: 87000014XX  
Use Zone: 26' x 20'  
Height: 5'  
Ages: 5-12




**Mound** \$11,846  
Model: 87000016XX  
Use Zone: 27' x 27'  
Height: 8'  
Ages: 5-12



**Mini Arch** \$1,786  
Model: 87000011XX  
Use Zone: 20' x 17'  
Height: 4'  
Ages: 5-12



**Hump** \$4,069  
Model: 87000020XX  
Use Zone: 24' x 24'  
Height: 2'  
Ages: 5-12



**Tri-Hex** \$1,655  
Model: 87000022XX  
Use Zone: 18' x 15'  
Height: 4'  
Ages: 5-12



**Mini Half Dome** \$3,064  
Model: 87000026XX  
Use Zone: 20' x 18'  
Height: 6'  
Ages: 5-12



**Mountain** \$15,453  
Model: 87000021XX  
Use Zone: 27' x 17'  
Height: 11'  
Ages: 5-12

## Climbers Net Climbers

Our net climbers are constructed from Netform™, a six-strand steel core rope. Netting is available only in black.



**Catwalk Adventure Bridge** \$8,531  
Model: BSN-0014XX  
Use Zone: 22' x 16'  
Fall Height: 4'  
Length: 10'  
Ages: 5-12

### Spider Pyramid

**4-4** \$21,421  
Model: BSN-0001XX  
Use Zone: 39' x 39'  
Fall Height: 3'  
Ages: 5-12

**6-6** \$38,114  
Model: BSN-0003XX  
Use Zone: 50' x 50'  
Fall Height: 6'  
Ages: 5-12

**6-4** \$27,220  
Model: BSN-0002XX  
Use Zone: 53' x 53'  
Fall Height: 6'  
Ages: 5-12

**8-6** \$45,118  
Model: BSN-0004XX  
Use Zone: 58' x 58'  
Fall Height: 6'  
Ages: 5-12



**Vertical Spider Net Climber** \$5,042  
Model: EFR0103XX  
Use Zone: 21' x 12'  
Fall Height: 9'  
Ages: 5-12



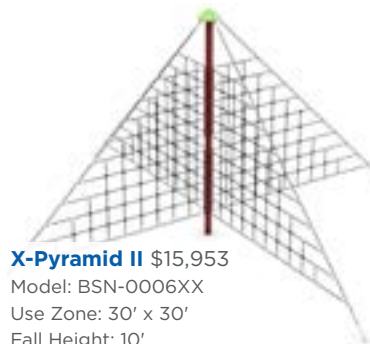
**Hex Rise Net Climber** \$3,655  
Model: EFR0109XX  
Use Zone: 20' x 19'  
Fall Height: 4'  
Ages: 5-12



**Hex Net Climber** \$3,655  
Model: EFR0101XX  
Use Zone: 20' x 19'  
Fall Height: 3'  
Ages: 5-12



**X-Pyramid I** \$9,813  
Model: BSN-0005XX  
Use Zone: 23 1/2' x 23 1/2'  
Fall Height: 5'  
Ages: 5-12



**X-Pyramid II** \$15,953  
Model: BSN-0006XX  
Use Zone: 30' x 30'  
Fall Height: 10'  
Ages: 5-12



**Super Climber II** \$16,185  
Model: BSN-0011XX  
Use Zone: 25' x 25'  
Fall Height: 7'  
Ages: 5-12

6-4

## Climbers & Spinners Net Climbers & Spinners

Our net climbers are constructed from Netform™, a six-strand steel core rope. Netting is available only in black.



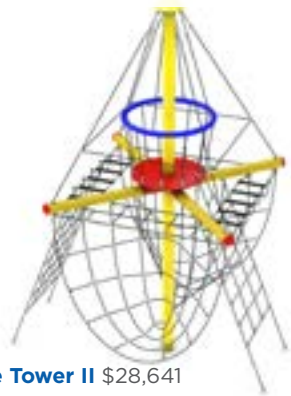
**Bird's Nest Mini Tree House** \$7,942  
Model: BSN-0007XX  
Use Zone: 21' x 21'  
Fall Height: 4'  
Ages: 2-5



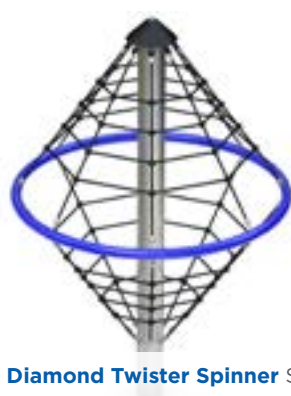
**Pirate Tower I** \$26,120  
Model: BSN-0012XX  
Use Zone: 28' x 28'  
Fall Height: 5'  
Ages: 5-12



**Bird's Nest Tree** \$32,762  
Model: BSN-0008XX  
Use Zone: 24' x 24'  
Fall Height: 7'  
Ages: 5-12



**Pirate Tower II** \$28,641  
Model: BSN-0013XX  
Use Zone: 24' x 20'  
Fall Height: 8'  
Ages: 5-12



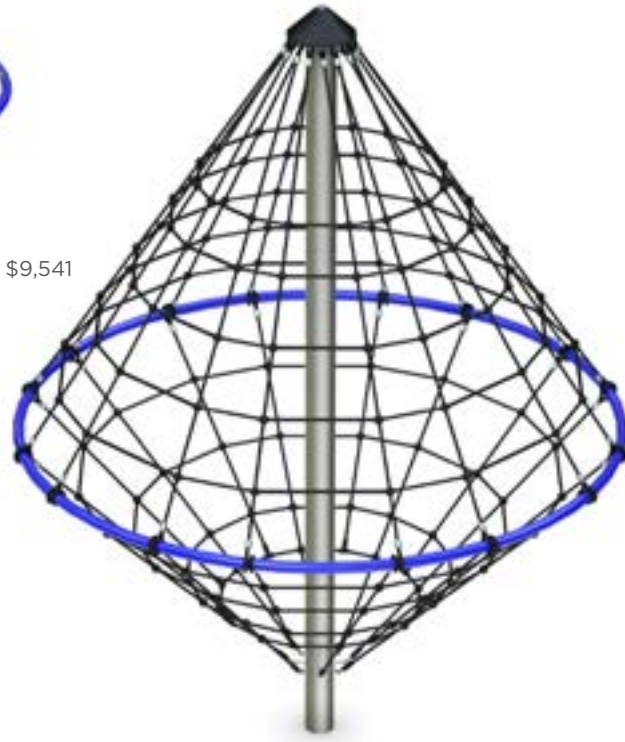
**Open Diamond Twister Spinner** \$9,541  
Model: BSN-0043XX  
Use Zone: 19' x 19'  
Fall Height: 8'  
Capacity: 10  
Ages: 5-12



**Mini Cone Twister Spinner** \$11,109  
Model: BSN-0045XX  
Use Zone: 23' x 23'  
Fall Height: 3'  
Capacity: 5  
Ages: 5-12

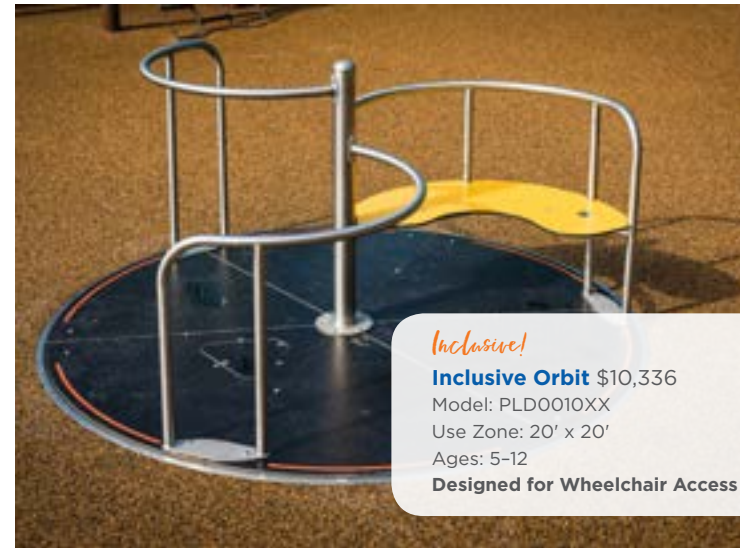


**Cone Twister Spinner** \$14,144  
Model: BSN-0046XX  
Use Zone: 25' x 25'  
Fall Height: 3'  
Capacity: 7  
Ages: 5-12




**Diamond Twister Spinner** \$18,244  
Model: BSN-0044XX  
Use Zone: 23' x 23'  
Fall Height: 11'  
Capacity: 25  
Ages: 5-12

## Spinners Stainless Steel Series Spinners



*Inclusive!*  
**Inclusive Orbit** \$10,336  
Model: PLD0010XX  
Use Zone: 20' x 20'  
Ages: 5-12  
Designed for Wheelchair Access



**Orbit** \$9,054  
Model: PLD0009XX  
Use Zone: 18' x 18'  
Ages: 5-12



**Rota Bounce** \$7,468  
Model: PLD0003XX  
Use Zone: 27' x 27'  
Ages: 5-12




**Air Glider** \$14,954  
Model: PLD0008XX  
Use Zone: 23' x 23'  
Ages: 5-12



**Aero Whirl** \$2,768  
Model: PLD0007XX  
Use Zone: 23' x 23'  
Ages: 5-12



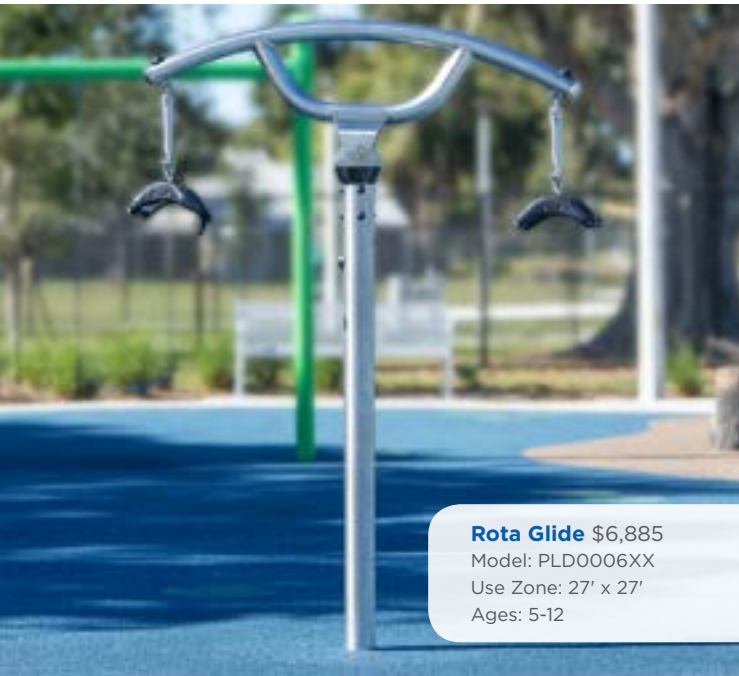
*Inclusive!*  
**Gravity Bowl** \$2,958  
Model: PLD0005XX  
Use Zone: 17' x 17'  
Ages: 2-12



**Spinner** \$3,184  
Model: PLD0004XX  
Use Zone: 14' x 14'  
Ages: 2-12

Independent

**Spinners** Stainless Steel Series & Traditional Spinners



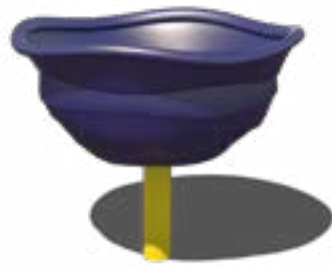
**Rota Glide** \$6,885  
Model: PLD0006XX  
Use Zone: 27' x 27'  
Ages: 5-12



**Rota Rock** \$6,082  
Model: PLD0011XX  
Use Zone: 18' x 18'  
Ages: 5-12



**Hurricane Spinner** \$2,817  
Model: TFR16610XX  
Use Zone: 18' x 18'  
Ages: 5-12



**Whirl & Twirl** \$666  
Model: TFR0615XX  
Use Zone: 15' 7" x 15' 7"  
Ages: 5-12



**Spin About** \$1,324  
Model: TFR08714XX  
Use Zone: 14' x 14'  
Ages: 5-12  
Also available with sports themes



**Tea Cup Spinner** \$1,988  
Model: TFR17548XX  
Use Zone: 16' 4" x 16' 4"  
Ages: 2-12



**Cozy Pod Spinner** \$1,768  
Model: TFR0638XX  
Use Zone: 22' x 22'  
Ages: 2-5, 5-12  
Only available in colors shown


**Motion Spring Riders**



**Trout Rider** \$1,499  
Model: TFS0029XX  
Use Zone: 17' x 17'  
Ages: 12-23 Months, 2-5



**Pig Rider** \$1,499  
Model: TFS0027XX  
Use Zone: 17' x 17'  
Ages: 12-23 Months, 2-5



**Horse Rider** \$1,499  
Model: TFS0026XX  
Use Zone: 17' x 17'  
Ages: 12-23 Months, 2-5



**Alligator Rider** \$1,499  
Model: TFR0510XX  
Use Zone: 17' x 17'  
Ages: 2-5



**Bear Rider** \$1,499  
Model: TFS0020XX  
Use Zone: 17' x 17'  
Ages: 12-23 Months, 2-5



**Stegosaurus Rider** \$1,499  
Model: TFS0032XX  
Use Zone: 17' x 17'  
Ages: 12-23 Months, 2-5



**Lion Rider** \$1,499  
Model: TFS0028XX  
Use Zone: 17' x 17'  
Ages: 12-23 Months, 2-5



**Wally the Whale Rider** \$780  
Model: 90018201XX  
Use Zone: 17' x 17'  
Ages: 2-12



**Freddie the Frog Rider** \$780  
Model: 90018202XX  
Use Zone: 17' x 17'  
Ages: 2-12



**NEW! Clownfish Rider** \$1,999  
Model: TFS0039XX  
Use Zone: 16' x 14'  
Ages: 2-5



**NEW! Blue Tang Rider** \$1,999  
Model: TFS0040XX  
Use Zone: 16' x 14'  
Ages: 2-5

## Motion Spring Riders & Rockers



**Moon Buggy**  
Use Zone: 17' x 17'  
Ages: 6-23 Months, 2-5  
1 Seat: TFS0036XX, \$1,512  
2 Seat: TFS0031XX, \$2,103



**Motorcycle Rider**  
Use Zone: 17' x 17'  
Ages: 2-5  
1 Seat: TFS0025XX, \$1,499  
2 Seat: TFS0023XX, \$1,948



**EMS Rider** \$1,948  
Model: TFS0015XX  
Use Zone: 17' x 17'  
Ages: 2-5



**Police Rider** \$2,300  
Model: TFS0014XX  
Use Zone: 17' x 17'  
Ages: 2-5



**Rocket Rider** \$2,196  
Model: TFS0037XX  
Use Zone: 17' x 17'  
Ages: 2-5



**Jet Rider** \$1,948  
Model: 90018316XX  
Use Zone: 17' x 17'  
Ages: 2-5



**Fire Truck Rider** \$1,948  
Model: TFS0022XX  
Use Zone: 17' x 17'  
Ages: 2-5



**Shuttle Rider** \$1,948  
Model: 90018315XX  
Use Zone: 17' x 17'  
Ages: 2-5



**Retro Rocker** \$1,044  
Model: 90018204XX  
Use Zone: 13' x 17'  
Ages: 2-5



**4-Seat See-Saw** \$3,804  
Model: TFR04666XX  
Use Zone: 21' x 14'  
Ages: 2-5 Years, 5-12 Years

## Motion & Balance Zip Line, Rockers & Balance Beams



**NEW!**  
**Zip Line**  
75' Length \$16,222  
Model: EFR0132XX  
Use Zone: 105' x 22'

100' Length \$16,912  
Model: EFR0128XX  
Use Zone: 128' x 22'



Take Off Ramp



**Surf Rider** \$1,174  
Model: 90018002XX  
Use Zone: 14' x 17'  
Ages: 5-12



**Rubber Mushrooms**  
Top Diameter: 18"  
Ages: 2-5, 5-12  
11.5" Height: MS-02XX, \$467  
15.5" Height: MS-03XX, \$487  
19.5" Height: MS-04XX, \$515



**Classic Teeter II** \$1,070  
Model: 90017009XX  
Use Zone: 22' x 13'  
Ages: 5-12



**Balance Beam**  
Ages: 2-5 (>12" Install Height), 5-12 (>16" Install Height)

Style	Length	Use Zone	Item Number	MSRP
Zig-Zag	9.75'	15' x 22'	90021016XX	\$473
Straight	6'	13' x 18'	90021006XX	\$376
	8'	13' x 20'	90021008XX	\$407




**Lily Pad Walk**  
Ages: 2-5, 5-12

Number of Pads	Use Zone	Item Number	MSRP
1	N/A	TFR14881XX	\$260
3	15' x 12'	90021200XX	\$615
5	15' x 18'	90021100XX	\$1,016

Independent

## Overhead Ladders Freestanding Overhead Ladders



**Tri-Rung** \$3,438  
Model: AFR0110XX  
Use Zone: 16' x 21'  
Ages: 5-12


**360° Orbital Ladder** \$4,448  
Model: EFR0072XX  
Use Zone: 23' x 21'  
Ages: 5-12



**Trapeze Ring** \$3,501  
Model: AFR0098XX  
Use Zone: 16' x 21'  
Ages: 5-12



**Over Under** \$3,743  
Model: AFR0165XX  
Use Zone: 21' x 18'  
Ages: 5-12



**10' Track Glide** \$3,525  
Model: AFR0118XX  
Use Zone: 16' x 21'  
Ages: 5-12



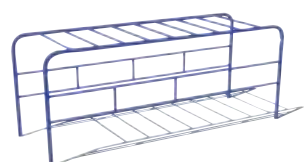
**Three Wheel Swinger** \$2,574  
Model: AFR0116XX  
Use Zone: 16' x 21'  
Ages: 5-12



**Loop Rung** \$3,481  
Model: AFR0104XX  
Use Zone: 16' x 21'  
Ages: 5-12



**Rung** \$2,607  
Model: AFR0108XX  
Use Zone: 16' x 21'  
Ages: 5-12



**ADA Horizontal Ladder** \$1,424  
Model: TFR16928XX  
Use Zone: 23' x 16'  
Ages: 5-12



**Jr. Horizontal Ladder** \$1,204  
Model: 90009000XX  
Use Zone: 24' x 15'  
Ages: 5-12

## Slides Freestanding Slides

Slides provide healthy physical challenges and promote balance and coordination.



**90° Curve Slide** \$5,457  
Model: AFR0216XX  
Use Zone: 18' x 24'  
Height: 3'  
Ages: 2-5



**Double Curve Slide** \$7,483  
Model: AFR0220XX  
Use Zone: 19' x 29'  
Height: 5'  
Ages: 5-12



**Open Spiral Slide** \$8,130  
Model: AFR0243XX  
Use Zone: 18' x 25'  
Height: 6'  
Ages: 5-12



Double Straight Slide

### Double Straight Slide

Ages: 2-5, 5-12 (Depending on the Deck Height Chosen)

Deck Height	Item Number	Use Zone	MSRP
3'	AFR0221XX	17' x 24'	\$6,730
4'	AFR0222XX	17' x 27'	\$6,552
5'	AFR0223XX	17' x 28'	\$7,508
6'	AFR0224XX	17' x 29'	\$8,124



Right Curve Slide

### Right & Left Curve Slide

Ages: 2-5

Deck Height	Curves To	Item Number	Use Zone	MSRP
4'	Left	AFR0217XX	18' x 28'	\$6,699
	Right	AFR0218XX	18' x 28'	\$6,699



Straight Chute Slide

### Straight Slide

Ages: 2-5, 5-12 (Depending on the Deck Height Chosen)

Deck Height	Item Number	Use Zone	MSRP
3'	AFR0211XX	16' x 24'	\$6,003
4'	AFR0212XX	16' x 27'	\$6,297
5'	AFR0213XX	16' x 29'	\$6,649
6'	AFR0214XX	16' x 30'	\$7,253
8'	AFR0215XX	16' x 34'	\$9,071

## Dramatic Play Trike Track & Accessories



**Deluxe Gas Station Facade**  
\$4,595  
Model: PS3-26835  
Ages: 2-5, 5-12



**Trike Track** \$4,738  
Model: PS3-28227  
Includes: Freestanding Gas Station Facade, Freestanding Store Front, a pair of Talk Tubes, and your choice of three Traffic Signs  
*Rubber track and Ground Level Arch Bridge not included.*



**Standard Gas Station Facade** \$1,382  
Model: 90000004XX  
Ages: 2-5, 5-12



**Ground Level Arch Bridge** \$4,405  
Model: AFR0008XX  
Ages: 2-12



**Talk Tube**  
Ages: 2-5, 5-12  
**3.5" Post:** TFR04700XX, \$523  
**5" Post:** TFR04699XX, \$597

### Traffic Signs \$325



**Railroad Crossing**  
Model: TFR12150XX  
Size: 24" x 24"



**Traffic Light**  
Model: TFR16072XX  
Size: 10" x 32"



**Stop**  
Model: TFR08297XX  
Size: 24" x 24"



**Yield**  
Model: TFR09022XX  
Size: 24¼" x 24¼"



**No Parking**  
Model: TFR12151XX  
Size: 20" x 24"

## Outdoor Games DasiyDash™ & Sport Games



*Inclusive!*  
**DasiyDash™** \$8,959  
*Run from daisy to daisy to see how many you can touch before the clock runs out!*  
Model: DD1508IG  
Dimensions: 15' dia. x 8' height  
Ages: 2-12  
Features:  
• Shaded electronic reactions game  
• No power source required  
• Patent-pending



**Triple Toss** \$762  
Model: TRT-10  
Ages: 2-5, 5-12  
Replacement Triple Toss TRT-03, \$394



**Soccer Goals Set** \$1,403  
Model: 60019202XX  
Ages: 2-5, 5-12  
Dimensions: 12' x 6' height  
Includes two goals with nets  
*Need replacement nets?  
Order MSC-1585XX at \$401*



**Tether Ball** \$325  
Model: 60019301XX  
Ages: 2-12  
*Replacement Ball with Cord Standard Ball 60019311XX, \$55  
Fireball 60019411XX, \$80*



## Natural Elements Nature-Inspired Play

**A. Mount Hayden** \$15,695  
Model: UP504  
Height: 5'  
Ages: 5-12  
Includes: Medium Sandstone Boulder, Log Post, and Balance Ropes



**B. Mount McKinley** \$13,120  
Model: UP506  
Height: 6'  
Ages: 5-12  
Includes: Medium Granite Boulder and Tapered Ladder Net



**C. Pike's Peak** \$5,867  
Model: UP503  
Height: 3'  
Ages: 5-12  
Includes: Small Granite Boulder and V Ladder Net

**D. Sierra Nevada** \$32,907  
Model: UP505  
Height: 8'  
Ages: 5-12  
Includes: Medium Sandstone Boulder, Large Sandstone Boulder, and Cargo Net Climber



**E. Spider Mountain** \$16,765  
Model: UP502  
Height: 6'  
Ages: 5-12  
Includes: Medium Granite Boulder, Log Post, and Spider Web Net

**F. Stepping Turtles** \$1,461  
Model: 5ST  
Space Required: 13' x 10'  
Ages: 2-5, 5-12  
Includes: 5 Steps




**G. 6' Half Log Beam** \$2,437  
Model: 6HL  
Space Required: 18' x 14'  
Ages: 2-5, 5-12

**H. Tree Slices** \$1,461  
Model: 5TSL  
Space Required: 13' 9" x 21' 7"  
Ages: 2-5, 5-12  
Includes: 2 Small and 3 Large Steps

## Natural Elements Nature-Inspired Play



**4' Log Bench** \$2,193  
Model: 4LB  
Dimensions: 4' x 2'



**Extra Large Climbing Boulder** \$21,010  
Model: 49083  
Use Zone: 20' x 20'  
Height: 7'  
Ages: 7-12



**Small Climbing Boulder** \$4,780  
Model: 49080  
Use Zone: 18' x 15'  
Height: 3'  
Ages: 2-5, 5-12



**Medium Climbing Boulder** \$7,169  
Model: 49081  
Use Zone: 17' x 15'  
Height: 4'  
Ages: 5-12



**Large Climbing Boulder** \$8,960  
Model: 49082  
Use Zone: 16' x 16'  
Height: 5'  
Ages: 5-12



**4' Log Tunnel** \$4,146  
Model: 4LT  
Space Required: 15' 5" x 15' 8"  
Ages: 2-5, 5-12



**NEW!**

**Tree Stumps**  
Ages: 2-5, 5-12

**With Moss:**  
12": TFR0645XX  
20": TFR0646XX  
28": TFR0647XX  
36": TFR0648XX

**Standard:**  
12": TFR0649XX  
20": TFR0650XX  
28": TFR0651XX  
36": TFR0652XX

Each sold separately, inquire about pricing



**Stepping Boulders** \$2,437  
Model: UP501  
Space Required: 13' 11" x 20'  
Ages: 5-12  
Includes: 2 Small and 1 Large Boulder

**Music Play** Modern Instruments



**Lady Bug Drum** \$2,977  
Model: 77149



**Flower** From \$964  
Model: FWR-#-IG-SRP  
Each flower sold separately

**NEW!**  
**Butterfly** \$1,059  
Model: BFLY-#-IG-SRP  
Each butterfly sold separately

**Music Play** Modern Instruments

+ Other post and mounting options are available for modern instruments. Ask your representative for more information.



**Glockenspiel** \$1,105  
Model: 77131-IG  
Includes: In-Ground Mount  
*Extra mallets (77003) also available at \$28.*



**Lily Pad Cymbals** \$3,106  
Model: LPAD-G-IG-REC-SRP  
Includes: In-Ground Mount Kit, Recycled Post, Green Lily Pads



**Harp** \$4,452  
Model: HRP-IG-SRP  
Includes: In-Ground/Surface Mount Kit




**Single Post Bongos** \$1,385  
Model: 77136-IG  
Includes: In-Ground Mount



**Imbarimba** \$4,840  
Model: IMBA-IG-REC-SRP  
Includes: In-Ground Mount Kit, Recycled Post



**Tenor Tree** \$4,993  
Model: TREE-PM-SRP



**Tuned Drums** \$3,326  
Model: TD-IG-N-SRP  
Includes: In-Ground Mount Kit



**Duet** \$3,851  
Model: DUET-IG-REC-SRP  
Includes: In-Ground Mount Kit, Recycled Post



**Piper** \$2,689  
Model: PIPR-IG-REC-SRP  
Includes: In-Ground Mount Kit, Recycled Post



**Pegasus** \$4,702  
Model: PEG-IG-REC-SRP  
Includes: In-Ground Mount Kit, Recycled Post



**Melody** \$1,843  
Model: MELD-IG-REC-SRP  
Includes: In-Ground Mount Kit, Recycled Post



**Aria** \$2,003  
Model: ARIA-IG-REC-SRP  
Includes: In-Ground Mount Kit, Recycled Post



**Manta Ray** \$4,853  
Model: MRAY-IG-SRP  
Includes: Surface/In-Ground Mounting



**Rhythm** \$1,843  
Model: RHYT-IG-REC-SRP  
Includes: In-Ground Mount Kit, Recycled Post



**Contrabass Chimes** \$5,868  
Model: CCH-IG-SRP  
Includes: In-Ground Mount



**Swirl** \$5,842  
Model: SWRL-IG-REC-SRP  
Includes: In-Ground Mount Kit, Recycled Post



**Merry** \$2,707  
Model: MERY-IG-REC-SRP  
Includes: In-Ground Mount Kit, Recycled Post



**Griffin** \$3,361  
Model: GRIF-IG-REC-SRP  
Includes: In-Ground Mount Kit, Recycled Post



**Pagoda Bells** \$3,843  
Model: PBEL-IG-REC-SRP  
Includes: In-Ground Mount Kit, Recycled Post



**Serenade** \$5,342  
Model: SRND-SM-STL-SRP  
Includes: Surface Mount Kit, Steel Post  
**Song Sheets** \$191  
Model: SRND-SHEET-PKG-1-SRP

# Structure Components

*finalize your design*

This section of play components features all the parts and pieces that make up one of our steel playground structures. Pick and choose your structure must-haves.


- 100** Climbers
- 103** Motion, Bridges, & Connectors
- 106** Active
- 107** Overhead Events
- 108** Slides
- 110** Activity Panels
- 114** Decks
- 115** Stairs & Ramps
- 116** Roofs & Modular Shades




**Components Climbers**



**Ring Climber**  
3' Decks Only  
Ages: 2-5, 5-12



**Bubble Ladder**  
4', 6', 8' Decks  
Ages: 5-12



**Coil Climber**  
3' to 8' Decks  
Ages: 2-5, 5-12



**Snake Climber**  
4' to 5' Decks  
Ages: 5-12



**Delta Arch Climber**  
6' Decks Only  
Ages: 5-12



**Loop Climber**  
3' and 4' Decks Only  
Ages: 2-5, 5-12



**Clover Climber**  
2' to 8' Decks  
Ages: 5-12



**Vertical Ladder**  
2' to 8' Decks  
Ages: 2-5, 5-12



**Half Moon Climber**  
4' and 6' Decks Only  
Ages: 5-12



**Sliding Pole**  
2' to 6' Decks  
Ages: 5-12



**Quick Climber**  
2' to 8' Decks  
Ages: 5-12

**Delta & Tetra Series Climbers**  
*Limitless Designs*



**Delta Mountain Climber**  
4' and 5' Decks  
Ages: 2-5, 5-12



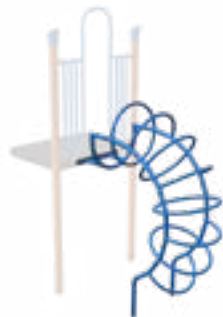
**Tetra Vertical Climber**  
1' to 4' Decks  
Ages: 2-5, 5-12



**Tetra Double Climber**  
4' and 5' Decks  
Ages: 2-5, 5-12



**Delta Spiral Climber**  
4' and 6' Decks  
Left and Right Configurations  
Ages: 2-5, 5-12



**180° Loop Climber**  
5' Decks Only  
Ages: 5-12



**Deep Rung Arch Climber**  
3' to 6' Decks  
Ages: 5-12



**Tire Climber**  
2', 3', and 5' Decks Only  
Ages: 2-5, 5-12



**Lily Pad Climber**  
2' and 3' Decks Only  
Ages: 2-5, 5-12




**Disk Climber**  
Deck Must Be Even or Higher Than Top Disk  
Ages: 2-5, 5-12



**Stepping Stone Climber**  
Deck Must Be Even or Higher Than Top Disk  
Ages: 2-5, 5-12



**Man Hole Climber**  
2' to 8' Decks  
Ages: 5-12



**Pent Climber**  
3' and 5' Decks Only  
Ages: 2-5, 5-12



**Tree Climber**  
2' to 8' Decks  
Ages: 2-5, 5-12



**Zany Climber**  
5' to 8' Decks  
Ages: 5-12



**Zipper Climber**  
3' to 8' Decks  
Ages: 5-12




**Mountain Climber**  
3' and 5' Decks Only  
Ages: 5-12

## Components Climbers




**Bubble Wall**  
Up to 4' Decks  
Ages: 2-5, 5-12



**Panel Ladder**  
16", 18" & 2' to 4' Decks  
Ages: 2-5, 5-12




**Rock Wall**  
2' to 8' Decks  
Ages: 2-5, 5-12



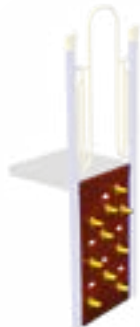
**Spiral Climber**  
2' to 8' Decks  
Ages: 2-5, 5-12



**Bedrock Climber**  
3' and 4' Decks Only  
Ages: 2-5, 5-12



**Education Climber**  
4' and 5' Decks Only  
Ages: 2-5, 5-12




**Concentration Climber**  
2' to 8' Decks  
Ages: 2-5, 5-12



**Chain Link Climber**  
4' and 5' Decks Only  
Ages: 2-5, 5-12



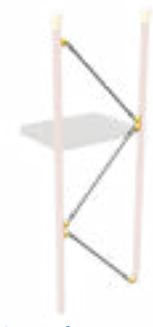
**PVC Cargo Net Climber**  
2' to 5' Decks  
Ages: 2-5, 5-12



**Net Climber**  
4' to 8' Decks  
Ages: 5-12



**Hex Net Climber**  
4' to 6' Decks  
Ages: 5-12



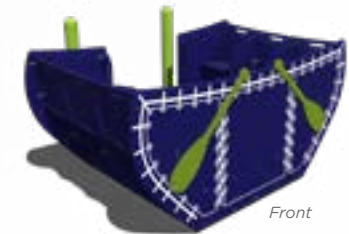
**Single Strand Net**  
Ages: 5-12  
Post to Post Connection  
Versatile Single Strand Design

## Components Motion, Bridges & Connectors



**Rockin' Glide**  
Model: E050832XX  
Ages: 2-5, 5-12

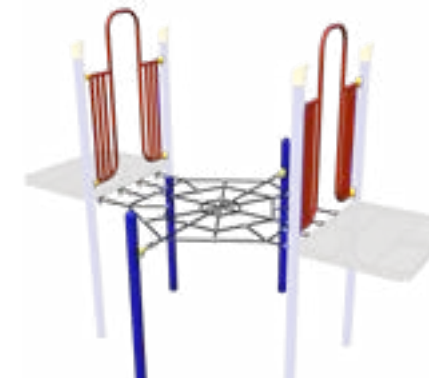
- Features:
- Inclusive design
  - Seating for 6 plus one mobility device
  - Mobility device turning space is ADA compliant per 304.3.1 Circular Space
  - Glides back and forth
  - Requires 12' ramp assembly or can be attached to a play structure deck
  - Canoe design with custom options available



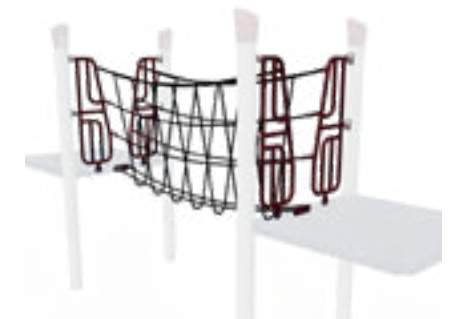
Front



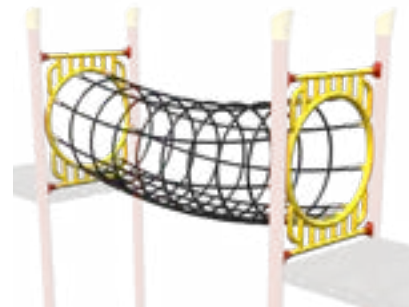
**Vertical Spider Net Bridge**  
Ages: 5-12  
Decks: Equal Height Up to 4'



**Hex Net Bridge**  
Ages: 5-12  
Decks: Equal Height Up to 4'  
Length: 8'  
Optional Elevation Change: 1', 2', and 3'




**V-Net Bridge**  
Ages: 5-12  
Decks: Equal Height Up to 4'  
Length: 8'



**Circular Net Bridge**  
Ages: 5-12  
Decks: Equal Height Up to 4'  
Length: 8'




**Catwalk Net Bridge**  
Ages: 5-12  
Decks: Equal Height Up to 4'  
Length: 8'

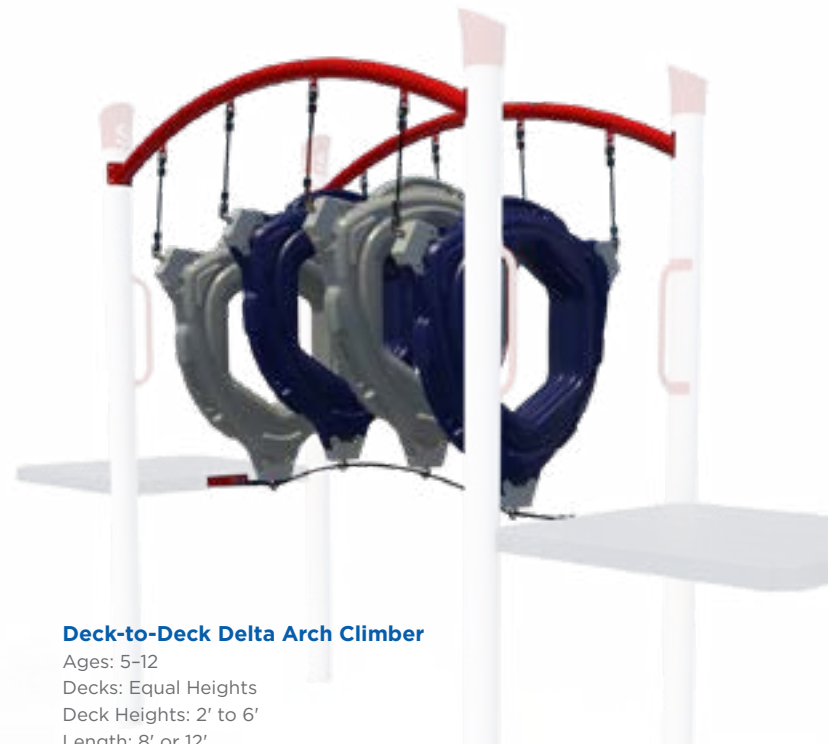


**Cargo Net Bridge**  
Ages: 5-12  
Decks: Equal Height Up to 4'  
Length: 8'  
Optional Elevation Change: 1', 2', and 3'

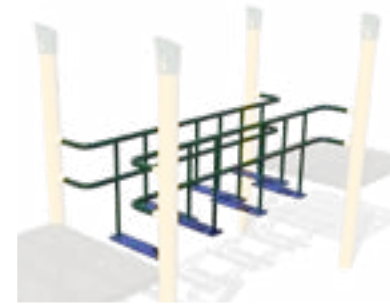
**Components** Bridges & Connectors



**Inclined 2' Bubble Tunnel**  
Ages: 2-12  
Decks: Unequal Height  
Length: 4'




**Deck-to-Deck Delta Arch Climber**  
Ages: 5-12  
Decks: Equal Heights  
Deck Heights: 2' to 6'  
Length: 8' or 12'



**Challenge Bridge**  
Ages: 5-12  
Decks: 2' to 2 1/2' Heights  
Length: 8'




**Arch Bridge with Pipe Rails**  
Ages: 2-12  
Decks: 2' to 8' Heights  
Length: 8'  
Available with or without overhead ladder



**Chain Link Climber**  
Ages: 5-12  
Decks: Unequal Height (36" and 48")  
Length: 11'



**90° Bridge**  
Ages: 2-12  
Decks: 2' to 8' Heights



**Arch Bridge**  
Ages: 2-12  
Decks: 2' to 8' Heights  
Length: 8'



**Arch Bridge Transition**  
Ages: 2-12  
Decks: Unequal Height (1' Elevation)  
Length: 4'



**Inch Worm Bridge**  
Ages: 5-12  
Decks: 12' Max Height  
Length: 8'



**Lily Pad Bridge**  
Ages: 5-12  
Decks: 1' to 4' Heights  
Length: 8'



**Lily Pad Weave**  
Ages: 5-12  
Decks: 2' to 3' Heights  
Length: 8'



**Chain Bridge**  
Ages: 5-12  
Decks: 1' to 2 1/2' Height  
Length: 8'



**Straight Crawl Tube**  
4', 6', and 8' Lengths  
Ages: 2-5, 5-12



**Zig-Zag Crawl Tube**  
Left or Right Zig-Zag  
Ages: 2-5, 5-12  
Decks: Equal Height Offset by 24"




**Suspension Bridge**  
Ages: 2-12  
Decks: 2' to 8' Heights  
Length: 8'



**Squiggle Walk Bridge**  
Ages: 5-12  
Decks: 1' to 2 1/2' Heights  
Length: 8'



**Mountain Climber**  
Ages: 5-12  
Decks: Unequal Height (2' Elevation)  
Length: 8'



**Curved Crawl Tube**  
60°, 90°, and 180° Curve Degrees  
Ages: 2-5, 5-12



**Wavy Crawl Tube**  
Ages: 2-5, 5-12  
Length: 8'

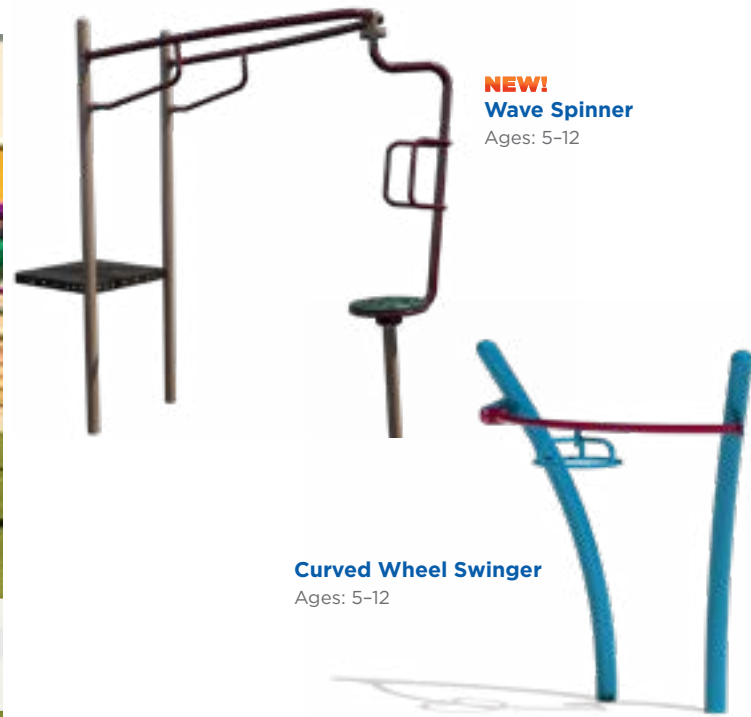


**Inclined Crawl Tube**  
12" and 24" Incline  
Ages: 2-5, 5-12  
Decks: Unequal Height

**Components** Active Components



**Snake Walk**  
Ages: 5-12  
Length: 8'

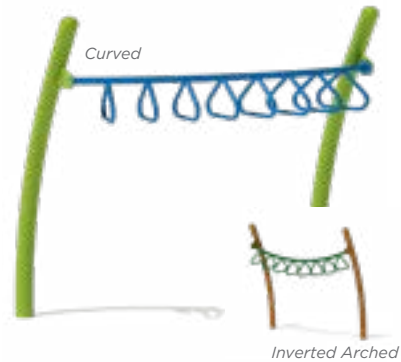


**NEW!**  
**Wave Spinner**  
Ages: 5-12

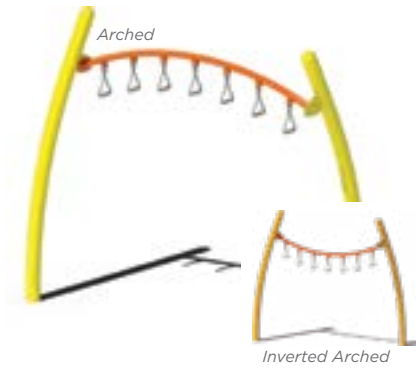
**Curved Wheel Swinger**  
Ages: 5-12



**NEW!**  
**Sonic Spinner**  
On-Deck, Post-to-Post  
Ages: 5-12



**Tri-Rung Ladder**  
Arched, Inverted Arched, Curved  
Ages: 5-12



**Trapeze Ring**  
Arched, Inverted Arched, Curved  
Ages: 5-12



**Rail Glide**  
Ages: 5-12

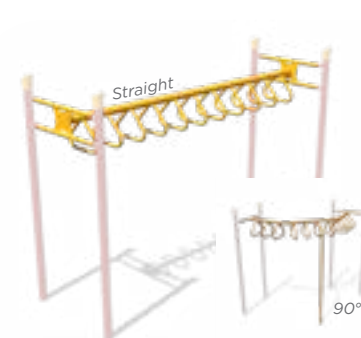


**Climbing Wall**  
Straight, Curved  
Ages: 5-12

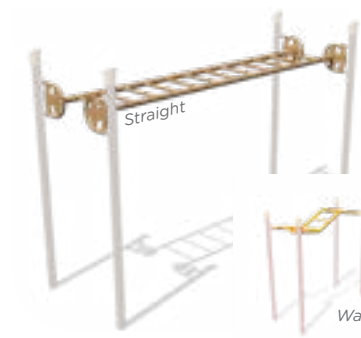


**Curved Corner Trapeze Ring**  
Ages: 5-12

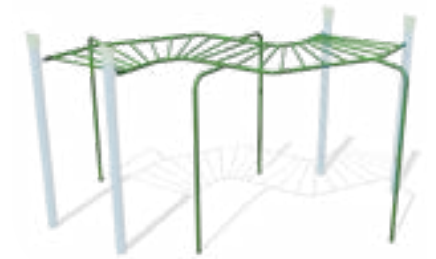
**Components** Overhead Events



**Tri-Rung**  
Straight, Zig-Zag, Wavy, 90°, Arched  
8' or 12' (Straight Only) Length  
Ages: 5-12



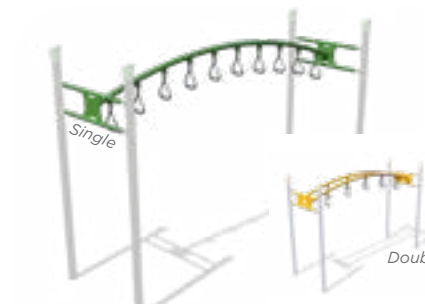
**Rung**  
Straight, Zig-Zag, Wavy, 90°, Arched  
8' or 12' (Straight Only) Length  
Ages: 5-12



**Offset Straight Rung**  
14' Length  
Ages: 5-12



**Single & Double Trapeze Ring**  
Straight and 90° (Single Only)  
8' Length  
Ages: 5-12



**Single & Double Arched Trapeze Ring**  
12' Length  
Ages: 5-12



**Single & Double Parallel Bar**  
8' Length  
Ages: 5-12



**Loop Rung**  
Straight, 90°  
8' Length  
Ages: 5-12



**Wavy Deep Rung**  
8' Length  
Ages: 5-12



**3-Wheel Swinger**  
8' Length  
Ages: 5-12



**270° Circle Ring**  
Ages: 5-12



**360° Orbital**  
8' Length  
Ages: 5-12



**Over Under**  
8' Length  
Ages: 5-12


**Components Slides**



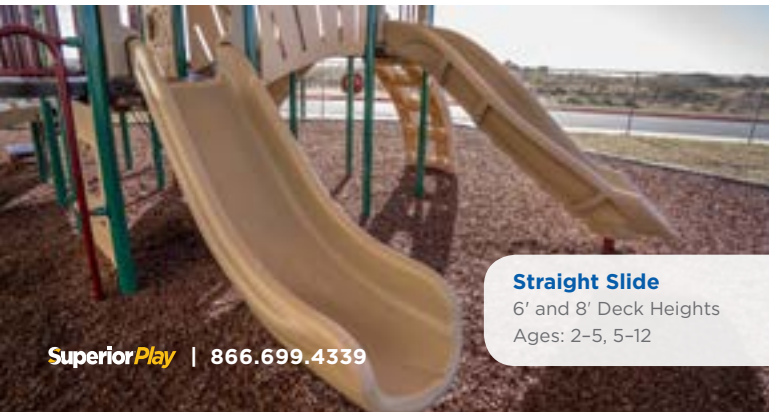
**90° Curve Slide**  
3' Deck Height  
Ages: 2-5, 5-12



**Single Chute Slide**  
2' to 8' Deck Heights  
Multiple Configurations Available  
Ages: 2-5, 5-12



**Open Spiral Slide**  
6' Deck Height  
Ages: 5-12



**Straight Slide**  
6' and 8' Deck Heights  
Ages: 2-5, 5-12



**Wave Slide**  
3' and 6' Deck Heights  
Ages: 5-12



**Double Slide**  
3' to 7' Deck Heights  
Ages: 2-5, 5-12



**Curve Slide**  
4' and 5' Deck Heights  
Left and Right Configurations  
Ages: 2-5, 5-12



**Alpine Thunder Slide**  
6' Deck Height  
Ages: 5-12



**Tri-Chute Slide**  
4' to 8' Deck Heights  
Multiple Configurations Available  
Ages: 2-5, 5-12



**Double Entry Chute Slide**  
4' to 8' Deck Heights  
Multiple Configurations Available  
Ages: 2-5, 5-12



**90° Turn Tube Slide**  
2' to 8' Deck Heights  
Left and Right Configurations  
Ages: 2-5, 5-12



**Spiral Chute Slide**  
8' Deck Height  
Ages: 5-12



**Over and Under Chute Slide**  
8' Deck Height  
Multiple Configurations Available  
Ages: 5-12



**Zig-Zag Tube Slide**  
4' to 8' Deck Heights  
Left and Right Configurations  
Ages: 2-12



**Snake Chute Slide**  
6' to 8' Deck Heights  
Left and Right Configurations  
Ages: 5-12



**Straight Tube Slide**  
2' to 8' Deck Heights  
Ages: 2-5, 5-12



**Spiral Tube Slide**  
6' to 8' Deck Heights  
Ages: 5-12



**Components** Ground-Based & Standard Activity Panels



**Half Drive Shift**  
Ages: 2-12



**Half Yoke Motion**  
Ages: 2-12



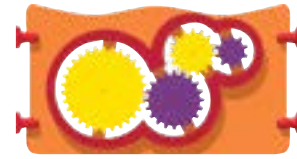
**Half Push**  
Ages: 2-12



**Puppet**  
Ages: 2-12




**Half Maze Panel**  
Ages: 2-12  
Ground-Level Only



**Half Gear Panel**  
Ages: 2-12  
Ground-Level Only



**Starburst Panel**  
Ages: 2-12



**Puppet Panel**  
Ages: 2-12  
Ground-Level Recommended



**Frog Crawl Through Panel**  
Ages: 2-12  
Ground-Level Only




**Crawl Through Panel**  
Ages: 2-12  
Ground-Level Only



**Gear Panel**  
Ages: 2-12




**Kitchen Panel** *Back*  
Ages: 2-5  
Ground-Level Recommended




**Ball Toss Panel**  
Ages: 2-12  
Ground-Level Only



**Window with Seat Panel**  
Ages: 2-5  
Ground-Level Recommended



**Store Front Panel**  
Ages: 2-12  
Ground-Level Only



**Window Panel**  
Ages: 2-5  
Ground-Level Recommended



**Monkey Panel**  
Ages: 2-12



**Snake Panel**  
Ages: 2-12



**Slotted Panel**  
Ages: 2-12



**Geo Panel**  
Ages: 2-5



**Alpha Panel**  
Ages: 2-5



**Braille Panel** *Back*  
Ages: 5-12



**Toucan Panel**  
Ages: 2-12



**Butterfly Panel** *Back*  
Ages: 2-12



**Solar System Panel** *Back*  
Ages: 2-12



**Animal Maze Finger Panel**  
Ages: 5-12




**State Panel** *Back*  
Ages: 2-12  
Available for All States




**English to Spanish Panel** *Back*  
Ages: 2-12

**Components** Activity Panels & Barriers



**Airplane Panel**  
Ages: 2-12



**Race Car Panel**  
Ages: 2-12



**Honeybee Panel**  
Ages: 2-12



**Tic-Tac-Toe Baseball Panel**  
Ages: 2-12



**United States Map Panel**  
Ages: 2-12



**Clock/Sign Language Panel**  
Ages: 2-12



**Fire Truck Engine Panel**  
Ages: 2-12



**Jump Panel**  
Ages: 5-12



**Wonders of The World Finger Maze Panel**  
Ages: 5-12



**Alien Maze Panel**  
Ages: 2-5



**Piano Panel**  
Ages: 2-12




**Bubble Panel**  
Ages: 2-12



**Counting Panel**  
Ages: 2-12



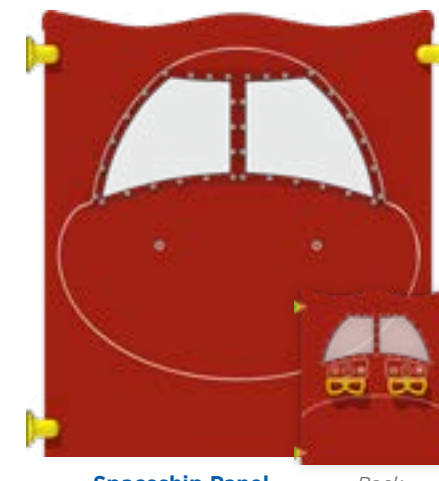
**Nature Panel**  
Ages: 2-12



**Driving Panel**  
Ages: 2-12



**Pipe Wall**  
Ages: 2-12  
With or Without Wheel



**Spaceship Panel**  
Ages: 2-12



**Custom Panels**  
Your design on a panel!



**Pirate Hide & Seek**  
Ages: 2-12  
5 Panel Set



**Din-O-Find Hide & Seek**  
Ages: 2-12  
4 Panel Set



**Transportation Hide & Seek**  
Ages: 2-12  
5 Panel Set

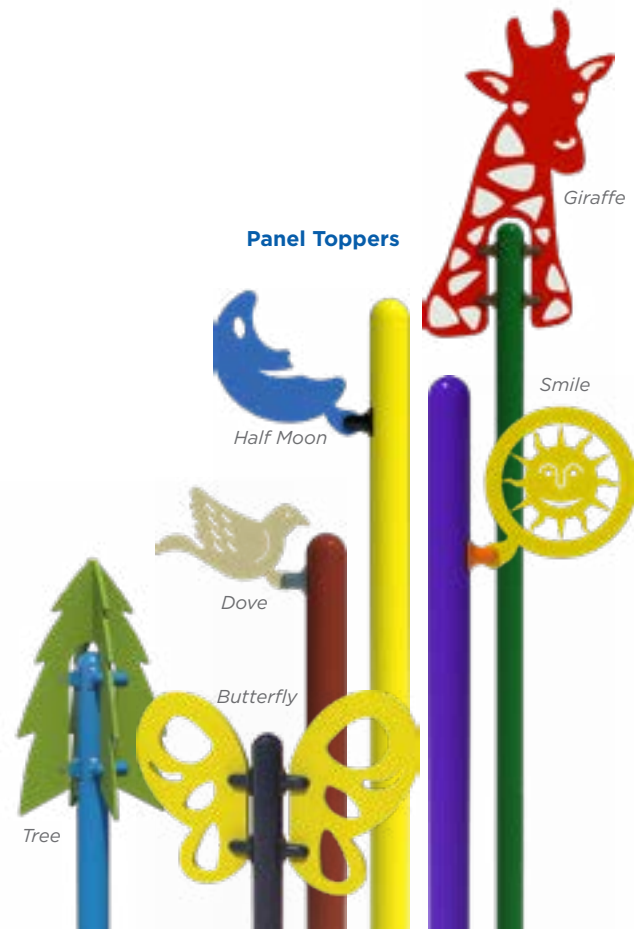


**Monster Hide & Seek**  
Ages: 2-12  
5 Panel Set

**Components** Panel Accessories & Decks



**Below Deck Bench**  
Ages: 2-12



**Panel Toppers**

Giraffe

Smile


Half Moon

Dove

Butterfly

Tree


**Components** Stairs & Ramps




**ADA Transition Station**  
Available for 3.5" and 5" posts  
3' and 4' deck heights  
Left and right configurations




**Single Step**  
Available for 3.5" and 5" posts  
12" to 16" deck heights  
Available with or without D-Handles




**Diagonal Deck**  
Available for 3.5" and 5" posts



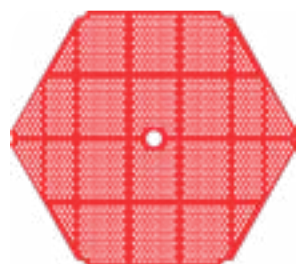
**Half Hex Deck**  
Available for 3.5" and 5" posts




**Sun Deck**  
Available for 3.5" and 5" posts  
Includes Gate or Gate and Steering Wheel




**Rectangle Deck**  
Available for 3.5" posts




**Hex Deck**  
Available for 3.5" and 5" posts



**Square Deck**  
Available for 3.5" and 5" posts



**Triangle Deck**  
Available for 3.5" and 5" posts



**Tower Deck**  
Available for 5" posts



**Ground-to-Deck Stairs**  
Available for 3.5" and 5" posts  
2', 3', 4', 5', 6', and 8' deck heights



**Deck-to-Deck ADA Transition Stair**  
Available for 3.5" and 5" posts  
12", 16", 24", and 36" elevation change



**Deck-to-Deck Transition Stair**  
Available for 3.5" and 5" posts  
21" and 33" incline



**ADA Ramp with Handrails**  
Available for 5" posts  
6' length  
Available as single or double width



**ADA Ramp with Barriers**  
Available for 5" posts  
6' length  
Available as single or double width

**Components** Roto-Molded Plastic Roofs



**Arched Split Roof**  
Available for square decks



**Arched Hexagon Roof**  
Available for hexagon decks

**Components** Modular Shades



**Square Shade**  
Available for square decks in multiple dimensions with our Glide Elbow™



**NEW!**  
**Barrel Vaulted Shade**  
Available as single deck or deck-to-deck design  
Intended for square shaped decks  
Constructed from steel and commercial-grade fabric



**Shingle Square Roof**  
Available for square and rectangle decks



**Ridge Square Roof**  
Available for square and rectangle decks



**Shingle Gable Roof**  
Available for square and rectangle decks



**Ridge Gable Roof**  
Available for square and rectangle decks



**Shingle Hexagon Roof**  
Available for hexagon decks



**Arched Gable Roof**  
Available for square and rectangle decks



**Eclipse Roof**  
Side accent color panel available



**Rectangle Shade**  
Available for rectangle decks in multiple dimensions with our Glide Elbow™, fits 3.5" diameter posts only



**Hexagon Shade**  
Available in multiple dimensions, with 5" diameter posts and our Glide Elbow™



**Octagon Shade**  
Available for triangle decks forming an octagon in a 14' 4" dimension, with 5" diameter posts and our Glide Elbow™



**Quad Sail Shade**  
Available for square decks in multiple dimensions with our Glide Elbow™



**Hexagon Pinwheel Shade**  
Available for multiple deck shapes in 12' and 16' with our Glide Elbow™, patent-pending



**Square Pinwheel Shade**  
Available for square decks in 12' and 14' with our Glide Elbow™, patent-pending



**Dueling Eclipse Shade**  
Available for square decks, patent-pending



**Crescent Shade**  
Available in a 7' 4" x 5' 3" dimension

# Recycled Play Structures

*early childhood play*

Our recycled playgrounds are made from reclaimed post-consumer plastic products like milk jugs. What's more, our recycled line focuses on early childhood development with play themes around dramatic play, nature play, art play, and more!

- 128** Ages 5-12 Years
- 132** Ages 2-12 Years
- 136** Ages 2-5 Years
- 140** Ages 6-23 Months
- 142** Physical Play
- 143** Dramatic Play
- 146** Nature Play
- 147** Water & Sand Play

POWERED BY



**R3-20680**  
\$40,134



**R3-20588-1**  
\$54,086



**NEW!**  
**R3-20680**

**Age Group:** 5-12 Years  
**Capacity:** 45-50  
**Structure Size:** 32' x 27'  
**Use Zone:** 44' x 39'  
**Fall Height:** 7'  
**Est. Timber Count:** 40  
**ADA:** Requires 4 additional ground-level play events



**NEW!**  
**R3-20588-1**

**Age Group:** 2-12 Years  
**Capacity:** 60-65  
**Structure Size:** 39' x 26'  
**Use Zone:** 51' x 38'  
**Fall Height:** 7'  
**Est. Timber Count:** 38  
**ADA:** Yes



Recycled

**Warning!** Installation over a hard surface such as concrete, asphalt, or packed earth may result in serious injury from falls.

**R3-20103-1**  
\$28,643



**R3-10038**  
\$27,706



**R3-20103-1**

**Age Group:** 5-12 Years  
**Capacity:** 40-45  
**Structure Size:** 27' x 20'  
**Use Zone:** 39' x 32'  
**Fall Height:** 7'  
**Est. Timber Count:** 29  
**ADA:** Yes



**R3-10038**

**Age Group:** 2-5 Years  
**Capacity:** 30-36  
**Structure Size:** 28' x 20'  
**Use Zone:** 40' x 32'  
**Fall Height:** 5'  
**Est. Timber Count:** 30  
**ADA:** Requires 3 additional ground-level play events



YouTube  
Loveland Sports Park Playground

**What's timber count?** The amount of 4" playground timbers (or borders) needed to surround the playground should a type of loose fill surfacing be used. See page 161 for more information.

Recycled

**R3-20128**  
\$37,919



**R3-20426-2**  
\$21,605



**R3-20128**

**Age Group:** 5-12 Years  
**Capacity:** 50-55  
**Structure Size:** 31' x 21'  
**Use Zone:** 43' x 33'  
**Fall Height:** 7'  
**Est. Timber Count:** 34  
**ADA:** Yes



**R3-20426-2**

**Age Group:** 2-5 Years  
**Capacity:** 20-25  
**Structure Size:** 23' x 14'  
**Use Zone:** 35' x 26'  
**Fall Height:** 3'  
**Est. Timber Count:** 26  
**ADA:** Yes



Recycled



**R3-20316-1**  
\$43,218



**R3-10011**  
\$36,428



**R3-20316-1**

**Age Group:** 5-12 Years  
**Capacity:** 40-45  
**Structure Size:** 34' x 29'  
**Use Zone:** 46' x 41'  
**Fall Height:** 7'  
**Est. Timber Count:** 41  
**ADA:** Yes



YouTube  
Four Points Church Playground



**R3-10011**

**Age Group:** 5-12 Years  
**Capacity:** 35-40  
**Structure Size:** 28' x 23'  
**Use Zone:** 40' x 35'  
**Fall Height:** 7'  
**Est. Timber Count:** 31  
**ADA:** Yes



**What's timber count?** The amount of 4' playground timbers (or borders) needed to surround the playground should a type of loose fill surfacing be used. See page 161 for more information.

Recycled

# 5-12 Years

## R3-20244-2 \$81,318

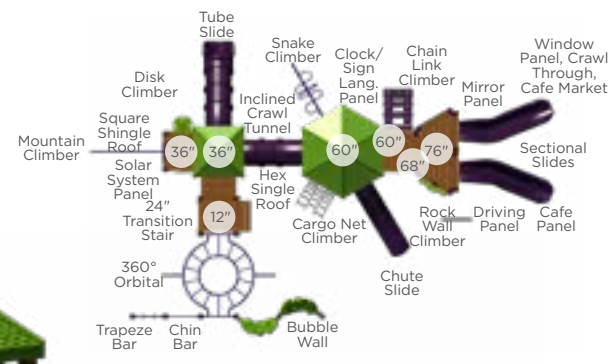
**Age Group:** 5-12 Years  
**Capacity:** 78-82  
**Structure Size:** 50' x 30'  
**Use Zone:** 62' x 42'  
**Fall Height:** 7'  
**Est. Timber Count:** 45  
**ADA:** Yes



ZIRCONIA, NC

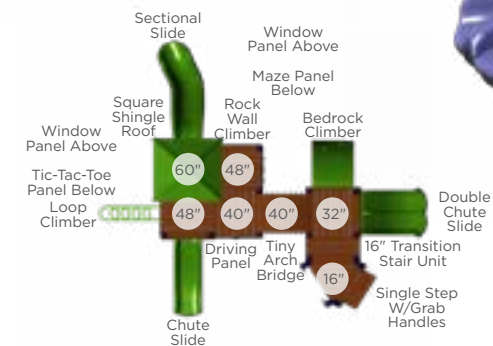
## R3-20687-3 \$68,721

**Age Group:** 5-12 Years  
**Capacity:** 80-90  
**Structure Size:** 46' x 30'  
**Use Zone:** 58' x 42'  
**Fall Height:** 7'  
**Est. Timber Count:** 45  
**ADA:** Yes



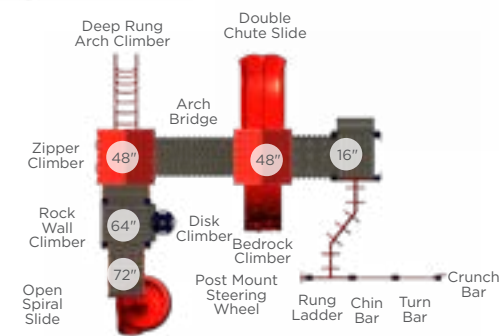
## R3-20182 \$29,024

**Age Group:** 2-12 Years  
**Capacity:** 40-45  
**Structure Size:** 24' x 23'  
**Use Zone:** 36' x 35'  
**Fall Height:** 5'  
**Est. Timber Count:** 30  
**ADA:** Yes



## R3-20446 \$41,399

**Age Group:** 5-12 Years  
**Capacity:** 35-40  
**Structure Size:** 29' x 23'  
**Use Zone:** 41' x 35'  
**Fall Height:** 7'  
**Est. Timber Count:** 34  
**ADA:** Yes



Recycled

# 5-12 Years

**NEW!**  
**R3-20685 \$31,525**

**Age Group:** 5-12 Years  
**Capacity:** 25-30  
**Structure Size:** 20' x 19'  
**Use Zone:** 37' x 31'  
**Fall Height:** 7'  
**Est. Timber Count:** 30  
**ADA:** Yes

**Want this without a shade?**  
**R3-20685-1 \$27,139**



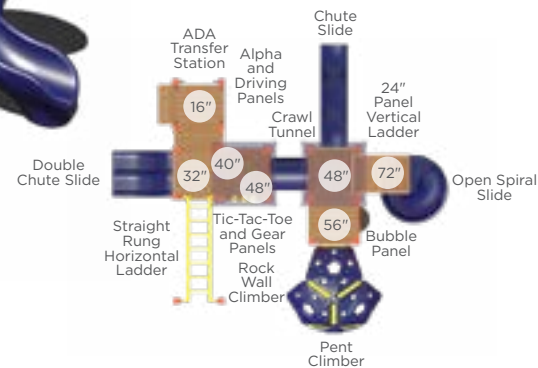
**R3-20137-2 \$35,609**

**Age Group:** 5-12 Years  
**Capacity:** 35-40  
**Structure Size:** 30' x 20'  
**Use Zone:** 42' x 32'  
**Fall Height:** 7'  
**Est. Timber Count:** 32  
**ADA:** Yes



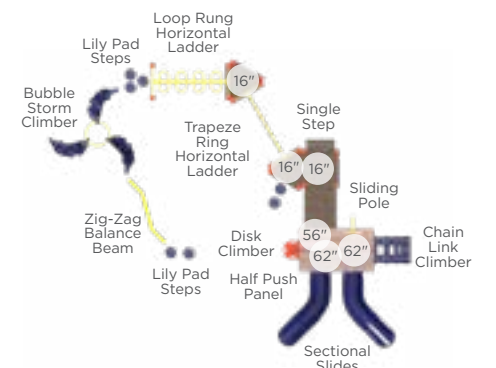
**R3-20229 \$34,798**

**Age Group:** 5-12 Years  
**Capacity:** 35-40  
**Structure Size:** 28' x 21'  
**Use Zone:** 40' x 33'  
**Fall Height:** 7'  
**Est. Timber Count:** 31  
**ADA:** Yes



**R3-20178 \$43,724**

**Age Group:** 5-12 Years  
**Capacity:** 30-35  
**Structure Size:** 39' x 31'  
**Use Zone:** 51' x 43'  
**Fall Height:** 7'  
**Est. Timber Count:** 40  
**ADA:** Yes



**What's timber count?** The amount of 4' playground timbers (or borders) needed to surround the playground should a type of loose fill surfacing be used. See page 161 for more information.



# 2-12 Years

## R3-10044 \$19,585

**Age Group:** 2-12 Years  
**Capacity:** 25-30  
**Structure Size:** 17' x 15'  
**Use Zone:** 29' x 27'  
**Fall Height:** 4'  
**Est. Timber Count:** 24  
**ADA:** Yes



## R3-10013 \$31,545

**Age Group:** 2-12 Years  
**Capacity:** 25-30  
**Structure Size:** 20' x 19'  
**Use Zone:** 34' x 31'  
**Fall Height:** 6'  
**Est. Timber Count:** 27  
**ADA:** Yes

**Want this without a shade?**  
**R3-10013-1 \$25,924**



## R3-10020-2 \$36,482

**Age Group:** 2-12 Years  
**Capacity:** 35-40  
**Structure Size:** 27' x 21'  
**Use Zone:** 39' x 33'  
**Fall Height:** 6'  
**Est. Timber Count:** 31  
**ADA:** Yes



## R3-20427 \$21,179

**Age Group:** 2-12 Years  
**Capacity:** 30  
**Structure Size:** 21' x 19'  
**Use Zone:** 33' x 31'  
**Fall Height:** 5'  
**Est. Timber Count:** 26  
**ADA:** Yes

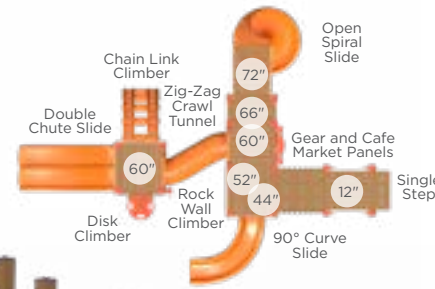


Recycled

# 2-12 Years

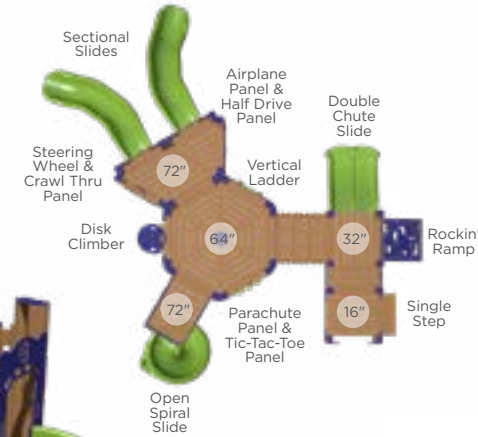
## R3-20183 \$30,925

**Age Group:** 2-12 Years  
**Capacity:** 30-35  
**Structure Size:** 31' x 24'  
**Use Zone:** 43' x 36'  
**Fall Height:** 6'  
**Est. Timber Count:** 32  
**ADA:** Requires 1 additional ground-level play event




## R3-20449-2 \$46,795

**Age Group:** 2-12 Years  
**Capacity:** 50-55  
**Structure Size:** 28' x 28'  
**Use Zone:** 40' x 40'  
**Fall Height:** 6'  
**Est. Timber Count:** 34  
**ADA:** Yes



## R3-20185 \$28,209

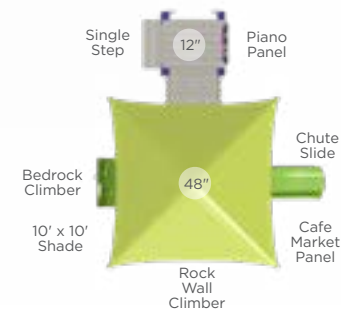
**Age Group:** 2-12 Years  
**Capacity:** 20-25  
**Structure Size:** 23' x 24'  
**Use Zone:** 35' x 36'  
**Fall Height:** 5'  
**Est. Timber Count:** 30  
**ADA:** Yes



## R3-20430-3 \$20,527

**Age Group:** 2-12 Years  
**Capacity:** 10-15  
**Structure Size:** 15' x 13'  
**Use Zone:** 27' x 25'  
**Fall Height:** 4'  
**Est. Timber Count:** 22  
**ADA:** Yes

**Want this without a shade?**  
**R3-20430-4 \$15,441**



**What's timber count?** The amount of 4' playground timbers (or borders) needed to surround the playground should a type of loose fill surfacing be used. See page 161 for more information.

# 2-5 Years

**R3-20125-2** \$14,593

**Age Group:** 2-5 Years  
**Capacity:** 15-20  
**Structure Size:** 12' x 15'  
**Use Zone:** 24' x 27'  
**Fall Height:** 3'  
**Est. Timber Count:** 21  
**ADA:** Yes



**NEW!**  
**R3-20595** \$27,853

**Age Group:** 2-5 Years  
**Capacity:** 40-45  
**Structure Size:** 22' x 19'  
**Use Zone:** 34' x 31'  
**Fall Height:** 4'  
**Est. Timber Count:** 27  
**ADA:** Yes

**Want this without a shade?**  
**R3-20595-1** \$22,502



**R3-20179** \$27,352

**Age Group:** 2-5 Years  
**Capacity:** 20-25  
**Structure Size:** 26' x 21'  
**Use Zone:** 38' x 33'  
**Fall Height:** 4'  
**Est. Timber Count:** 29  
**ADA:** Yes



**R3-10071** \$20,265

**Age Group:** 2-5 Years  
**Capacity:** 20-25  
**Structure Size:** 23' x 14'  
**Use Zone:** 35' x 26'  
**Fall Height:** 4'  
**Est. Timber Count:** 25  
**ADA:** Requires 2 additional ground-level play events



Recycled

# 2-5 Years

## R3-10074-1 \$21,228

**Age Group:** 2-5 Years  
**Capacity:** 25-30  
**Structure Size:** 22' x 16'  
**Use Zone:** 34' x 28'  
**Fall Height:** 3'  
**Est. Timber Count:** 25  
**ADA:** Requires 2 additional ground-level play events



Reverse View

## R3-10069 \$21,294

**Age Group:** 2-5 Years  
**Capacity:** 30-35  
**Structure Size:** 24' x 21'  
**Use Zone:** 36' x 33'  
**Fall Height:** 5'  
**Est. Timber Count:** 28  
**ADA:** Yes



Reverse View

## NEW! R3-20695 \$29,741

**Age Group:** 2-5 Years  
**Capacity:** 15-20  
**Structure Size:** 26' x 15'  
**Use Zone:** 38' x 27'  
**Fall Height:** 3'  
**Est. Timber Count:** 29  
**ADA:** Yes

## Want this without a shade? R3-20695-1 \$23,969



## R3-20436 \$26,014

**Age Group:** 2-5 Years  
**Capacity:** 35-40  
**Structure Size:** 21' x 17'  
**Use Zone:** 33' x 29'  
**Fall Height:** 4'  
**Est. Timber Count:** 25  
**ADA:** Yes

## Want this without a shade? R3-20436-4 \$20,786



Reverse View



**What's timber count?** The amount of 4' playground timbers (or borders) needed to surround the playground should a type of loose fill surfacing be used. See page 161 for more information.

Recycled

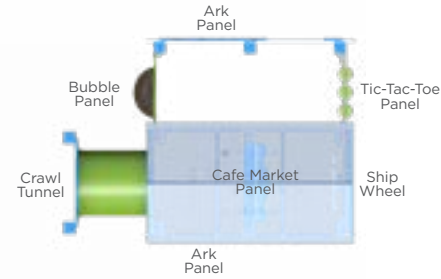
# 6-23 Months

## R3-ARK \$13,997

**Age Group:** 6-23 Months  
**Capacity:** 9-13  
**Structure Size:** 13' x 8'  
**Use Zone:** 25' x 20'  
**Fall Height:** 3'  
**Est. Timber Count:** 19



Reverse View

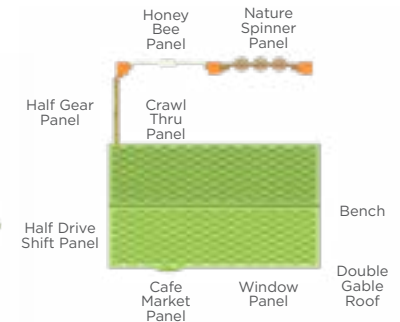


## R3-20124-1 \$12,186

**Age Group:** 6-23 Months  
**Capacity:** 8-12  
**Structure Size:** 8' x 8'  
**Use Zone:** 11' x 11'  
**Est. Timber Count:** 11



Reverse View

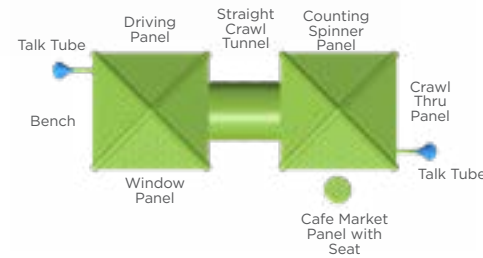


## R3-20628 \$12,131

**Age Group:** 6-23 Months  
**Capacity:** 5-10  
**Structure Size:** 20' x 10'  
**Use Zone:** 23' x 13'  
**Fall Height:** 3'  
**Est. Timber Count:** 15



Reverse View

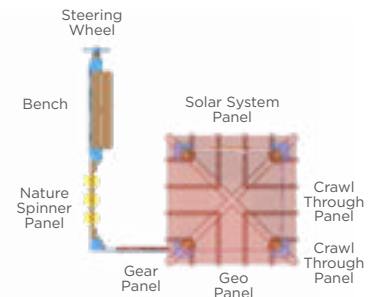


## R3-20282-1 \$8,761

**Age Group:** 6-23 Months  
**Capacity:** 5-10  
**Structure Size:** 9' x 9'



Reverse View



Recycled



**Physical Play** Infant Corner Boxes and Toddler Activities



**Step Activity Center** \$4,635  
 Model: 49216  
 Dimensions: 6' x 2 1/2' x 3'  
 Ages: 6-23 Months, 2-5 Years



**Toddler Sensory Tower** \$1,128  
 Model: INF00035XX  
 Dimensions: 4' x 4' x 2 3/4'  
 Ages: 6-23 Months

**Dramatic Play** Playhouses & Vehicles



**Polytone Playhouse** \$3,734  
 Model: 47203  
 Dimensions: 5' x 5' x 6 1/2'  
 Ages: 2-5  
 Bench sold separately



**Brick Cottage** \$4,874  
 Model: 47209  
 Dimensions: 4 1/2' x 4 1/2' x 7 1/2'  
 Ages: 2-5



**Portable Play Tunnel**  
 Ages: 6-23 Months  
**30" Long** \$730  
 Model: 49351  
**42" Long** \$794  
 Model: 49352



**Literacy Cube** \$1,122  
 Model: 13322  
 Dimensions: 3' x 3'  
 Ages: 6-23 Months



**Mushroom Tunnel** \$4,438  
 Model: 49212FT  
 Dimensions: 4 1/2' x 2 1/8' x 2'  
 Ages: 6-23 Months, 2-5 Years



**Pioneer Playhouse** \$7,728  
 Model: 47103TT  
 Dimensions: 5' x 5'  
 Ages: 2-5



**R-Town™ Church** \$4,797  
 Model: 47510  
 Dimensions: 4' x 6' x 8 1/2"  
 Ages: 2-5



**Cottage** \$6,228  
 Model: TFR0560XX  
 Dimensions: 3 1/4' x 6 1/4' x 4 3/4'  
 Ages: 2-5



**Movement & Texture Corner Box** \$752  
 Model: INF00038XX  
 Dimensions: 3 1/2' x 10 1/2"  
 Ages: 6-23 Months



**Counting Shapes Corner Box** \$752  
 Model: INF00039XX  
 Dimensions: 3 1/2' x 10 1/2"  
 Ages: 6-23 Months



**Sights & Sounds Corner Box** \$752  
 Model: INF00037XX  
 Dimensions: 3 1/2' x 10 1/2"  
 Ages: 6-23 Months



**Beach House** \$6,615  
 Model: DRM00063XX  
 Dimensions: 8 1/4' x 6' x 7'  
 Ages: 2-5

*Playhouse Add-Ons*



**Flower Box** \$309  
 Model: PLH10012XX  
 Fits 5' Playhouses



**Sink & Stove Combo** \$850  
 Polytone Playhouse Model: 47214  
 Pioneer Playhouse Model: PLH10022XX

Recycled

**Dramatic Play Playhouses & Vehicles**



*Inclusive!*  
**Lunar Rover** \$9,855  
 Model: TFR0578XX  
 Dimensions: 10' x 7 1/2' x 6'  
 Ages: 2-5, 5-12



*Inclusive!*  
**Cozy Camper** \$16,324  
 Model: DRM00059XX  
 Ages: 2-5, 5-12  
 Dimensions: 9 1/4' x 4'

**Dramatic Play Play Stands & Villages**



**Gas Station Stand** \$2,454  
 Model: 49144  
 Dimensions: 3 1/2' x 6 1/2'  
 Ages: 2-5, 5-12



**Market** \$10,398  
 Model: DRM00029XX  
 Dimensions: 5' x 5' x 6 1/2'  
 Ages: 2-5, 5-12



**R-Town™ Cottage** \$4,797  
 Model: 47508  
 Dimensions: 4' x 6' x 8 1/2"  
 Ages: 2-5



**R-Town™ School House** \$7,127  
 Model: 47504  
 Dimensions: 4' x 6' x 8 1/2"  
 Ages: 2-5



**Safari Off-Road Vehicle** \$7,189  
 Model: TFR0541XX  
 Dimensions: 8' x 4' x 4 3/4'  
 Ages: 2-5, 5-12



**Post Office Stand** \$1,297  
 Model: DRM00048XX  
 Dimensions: 3 3/4' x 4" x 6 1/2"  
 Ages: 2-5, 5-12



**Train Station** \$4,797  
 Model: DRM00057XX  
 Dimensions: 8 1/4' x 6' x 7'  
 Ages: 2-5, 5-12



**Cafe** \$10,398  
 Model: DRM00051XX  
 Dimensions: 3 3/4' x 7 3/4" x Approx. 8'  
 Ages: 2-5, 5-12



**Off-Road Truck** \$7,382  
 Model: 49222  
 Dimensions: 4 1/4' x 9 1/2' x 4 1/2'  
 Ages: 2-5



**Tanker Truck Rider** \$8,388  
 Model: TFR0551XX  
 Use Zone: 26' x 26'  
 Ages: 2-5



**Mini Car** \$2,346  
 Model: 49134  
 Ages: 2-5  
 Dimensions: 3 3/4' x 3 3/4'



**Play Village** \$6,061  
 Model: 49209FT  
 Ages: 2-5, 5-12  
 Includes: Gas Station, Cafe



**Play Village 2** \$4,413  
 Model: 49227  
 Ages: 2-5, 5-12  
 Includes: Gas Station, Telephone Booth, Ball Panel



**Play Village Deluxe** \$14,429  
 Model: 49130FT  
 Ages: 2-5, 5-12  
 Includes: Gas Station, Cafe, Store, Telephone Booth, Post Office

Recycled

## Nature Play Outdoor Classroom



**Look and Learn Table** \$929  
Model: 46251  
Place different items in each section for children to view and observe through clear panel




**Fun Table** \$954  
Model: 9000006XX  
Ages: 2-5

## Water & Sand Play Water Tables and Sandboxes



**Standard Portable Water Table** \$926  
Model: 44114FT  
Dimensions: 45" x 27¾" x 25½"



**Water Pump** \$1,162  
Model: 44101



**Growing Box** \$1,707  
Model: 49361  
Dimensions: 47" x 44"  
Ages: 2-5, 5-12



**Basic Preschool Weather Station** \$2,240  
Model: 49026  
Ages: 2-5



**Deluxe Preschool Weather Station** \$3,761  
Model: 49027  
Ages: 2-5



**Paint Station** \$1,217  
Model: 9000005XX  
Ages: 2-5, 5-12



**Tri-Directional Trough System** \$4,004  
Left Model: 44108-L-24  
Right Model: 44108-R-24  
Dimensions: 14' x 14' x 24'  
Ages: 2-5



**Whale Sand and Water Table** \$2,065  
Model: 90000007XX  
Ages: 2-5, 5-12  
Cover also available (90000009XX) at \$400



**Sand Chalet** \$7,411  
Model: 60207  
Dimensions: 5' x 5'  
To be placed in sand



**Investigate and Discover Table** \$680  
Model: 49072D  
Dimensions: 2½' x 2' x 24"  
Ages: 2-5



**Pizza Garden** \$610  
Model: 49387  
Diameter: 49"  
Ages: 2-5, 5-12



**Garden Bridge** \$2,407  
Model: 49068  
Dimensions: 79" x 36"  
Ages: 6-23 Months, 2-5, 5-12



**Art Easel**  
**45" Width**  
Single-Sided: 41111, \$818  
Double-Sided: 41110, \$864  
**86" Width**  
Single-Sided: 41113, \$1,370  
Double-Sided: 41112, \$1,498



**MathMagic Sandbox** \$1,236  
Locate objects using grid quadrants in this 8' sandbox!  
Model: 49014-8  
Ages: 2-5, 5-12



**Sandbox**  
Available in Square, Octagon, Rectangle, and Custom Sizes  
Sandbox covers also available



**Sand Activity Wall**  
Available in multiple configurations and with posts and extensions

Recycled

# Complete Your Space

*creating dream environments*

We make it easy to furnish your entire outdoor space with our selection of shade, shelter, site amenity, dog park, and surfacing products.

**150** Fitness

**156** Dog Park

**158** Shade & Shelter

**159** Site Amenities & Bleachers

**160** Surfacing & Timbers



## Fitness Traditional Adult Equipment

Experience a new level of fitness with our line of traditional outdoor fitness equipment. Designed for all fitness levels for **ages 13 and up**, it is a great addition to schools, ball fields, and business parks to support healthy habits.

**A. Balance Beam** \$746  
Model: 60019408XX  
Weight: 105 lbs.

Add-On Instructional Sign \$447  
Model: 60019458XX

**B. Horizontal Ladder** \$2,053  
Model: 60019409XX  
Weight: 390 lbs.

Add-On Instructional Sign \$447  
Model: 60019459XX

**C. Vertical Ladder** \$853  
Model: 60019402XX  
Weight: 150 lbs.

Add-On Instructional Sign \$447  
Model: 60019452XX

**D. Sit-Up Bench** \$1,687  
Model: AFT13972XX  
Weight: 100 lbs.

Add-On Instructional Sign \$447  
Model: 60019457XX

*In-Ground Kit Required: FIT14050XX \$559*

**E. Beam Jump** \$755  
Model: 60019405XX  
Weight: 325 lbs.

Add-On Instructional Sign \$447  
Model: 60019455XX

**F. Stretching Post** \$831  
Model: 60019404XX  
Weight: 80 lbs.

Add-On Instructional Sign \$447  
Model: 60019454XX



A



B



A



B



C



D



C



B



E



D



F



E



F

## Fitness Traditional Adult Equipment

**A. Spring Up Bars** \$886  
Model: 60019410XX  
Weight: 140 lbs.

Add-On Instructional Sign \$447  
Model: 60019460XX

**B. Jump Touch Beam** \$896  
Model: 60019406XX  
Weight: 185 lbs.

Add-On Instructional Sign \$447  
Model: 60019456XX

**C. Pull Up and Chin Up Bar** \$1,044  
Model: 60019403XX  
Weight: 215 lbs.

Add-On Instructional Sign \$447  
Model: 60019453XX

**D. Pull-Up and Dip Station** \$2,119  
Model: AFT14031XX  
Weight: 155 lbs.

Add-On Instructional Sign \$447  
Model: TFR0588XX

*In-Ground Kit Required: FIT14050XX \$559*

**E. Parallel Bars** \$405  
Model: 60019401XX  
Weight: 150 lbs.

Add-On Instructional Sign \$447  
Model: 60019451XX

**F. Equipment Instruction Sign** \$447  
Equipment instruction signs are available for each fitness product

**G. 10 Station Course (Not Pictured)** \$12,479  
Model: 60019400XX  
Weight: 1,650 lbs.

Includes:

- Vertical Ladder
- Beam Jump
- Stretching Post
- Pull Up and Chin Up Bars
- Jump Touch Beam
- Parallel Bars
- Sit-Up Bench
- Spring Up Bars
- Horizontal Ladder
- Balance Beam
- 3 Large Instructional Signs

Complete

## Fitness Traditional Adult Equipment



**Back Stretcher** \$896  
 Model: AFT14038  
 Weight: 115 lbs.  
 Ages: 13+  
*In-Ground Kit Required: FIT14050XX*



**S-Jump Beam** \$1,123  
 Model: AFT15528  
 Weight: 100 lbs.  
 Ages: 13+  
*In-Ground Kit Required: FIT14050XX*



**Trapeze Bar** \$955  
 Model: AFR0040XX  
 Ages: 5-12



**Chin Bar** \$682  
 Model: AFR0039XX  
 Ages: 5-12



**Chin Bar 2** \$1,042  
 Model: AFR0122XX  
 Ages: 5-12



**Chin Bar 3** \$1,546  
 Model: AFR0124XX  
 Ages: 5-12

## Fitness Active Adult Equipment



Energy and Strength Wheels

**Energy and Strength Wheels**  
 Instructional sticker included  
 Ages: 13+

**Footer Mount** \$3,890  
 Model: UP191J  
 Weight: 178 lbs.

**In-Ground Mount** \$4,082  
 Model: UP191S  
 Weight: 205 lbs.

**Surface Mount** \$3,910  
 Model: UP191SM  
 Weight: 245 lbs.



**Assisted Functional Trainer** \$4,698  
 Model: UP351  
 Weight: 183 lbs.  
 Ages: 13+  
 Instructional sign included\*



**Assisted Balance Walk** \$3,421  
 Model: UP352  
 Weight: 146 lbs.  
 Ages: 13+  
 Instructional sign included\*



**Assisted Step Trainer** \$6,073  
 Model: UP353  
 Weight: 360 lbs.  
 Ages: 13+  
 Instructional sign included\*



**Assisted Step Around** \$2,063  
 Model: UP355  
 Weight: 185 lbs.  
 Ages: 13+  
 Instructional sticker included



*Accessible!*  
**Dual Chest Press with Comfort Seat**  
 Instructional sticker included  
 Ages: 13+  
**Footer** \$5,570 Model: UP357J  
**In-Ground** \$5,852 Model: UP357S  
**Surface** \$5,607 Model: UP357SM



**Assisted Leg Press**  
 Instructional sticker included  
 Ages: 13+  
**Footer** \$4,330 Model: UP356J  
**In-Ground** \$4,480 Model: UP356S  
**Surface** \$4,362 Model: UP356SM



**Skill Trainer** \$2,772  
 Model: UP354  
 Weight: 149 lbs.  
 Ages: 13+  
 Instructional sticker included

# Fitness Modern Adult Equipment



Chest Press

## Chest Press

Instructional sticker included

Ages: 13+

**Footer Mount**  
Standard: UP166J  
Weight: 118 lbs.  
MSRP: \$3,910

Accessible: UP179J  
Weight: 169 lbs.  
MSRP: \$5,421

**Surface Mount**  
Standard: UP166SM  
Weight: 113 lbs.  
MSRP: \$3,952

Accessible: UP179SM  
Weight: 169 lbs.  
MSRP: \$5,387

**In-Ground Mount**  
Standard: UP166S  
Weight: 132 lbs.  
MSRP: \$4,102

Accessible: UP179S  
Weight: 169 lbs.  
MSRP: \$5,694



## Sit-Up/Back Extension

Instructional sticker included

Ages: 13+

**Footer Mount** \$3,707  
Model: UP168J  
Weight: 125 lbs.

**In-Ground Mount** \$4,297  
Model: UP168S  
Weight: 138 lbs.

**Surface Mount** \$3,890  
Model: UP168SM  
Weight: 120 lbs.



## Cardio Walker

Instructional sticker included

Ages: 13+

**Footer Mount** \$3,558  
Model: UP164J  
Weight: 136 lbs.

**In-Ground Mount** \$4,318  
Model: UP164S  
Weight: 149 lbs.

**Surface Mount** \$3,548  
Model: UP164SM  
Weight: 131 lbs.



## Horizontal Chin-Up Station \$1,171

Model: UP183

Weight: 193 lbs.

Ages: 13+

Instructional sign included\*



## Plyometric Box

Ages: 13+

Instructional sign included\*

Multiple heights available

**6"** \$750  
Model: UP172

**12"** \$773  
Model: UP173

**18"** \$801  
Model: UP174

**24"** \$1,470  
Model: UP175



## Balance Plank Station \$915

Model: UP176

Weight: 49 lbs.

Ages: 13+

Instructional sign included\*



## Balance Board Station \$745

Model: UP177

Weight: 60 lbs.

Ages: 13+

Instructional sign included\*



## NEW! Recumbent Cycle

Instructional sticker included

Ages: 13+

**In-ground Mount** \$4,342  
Model: UP215S  
Weight: 173 lbs.

**Surface Mount** \$4,446  
Model: UP215SM  
Weight: 145 lbs.



## NEW! Hand Cycle

Instructional sticker included

Ages: 13+

**In-ground Mount** \$4,549  
Model: UP216S  
Weight: 207 lbs.

**Surface Mount** \$4,652  
Model: UP216SM  
Weight: 189 lbs.



## NEW! Accessible! ADA Hand Cycle

Instructional sticker included

Ages: 13+

**In-ground Mount** \$4,446  
Model: UP217S  
Weight: 155 lbs.

**Surface Mount** \$4,549  
Model: UP217SM  
Weight: 154 lbs.



## Push-Up Station \$617

Model: UP184

Weight: 158 lbs.

Ages: 13+

Instructional sticker included



## Captain's Chair

Ages: 13+

Instructional sticker included

**Footer** \$3,258  
Model: UP167J

**In-Ground** \$ 3,429  
Model: UP167S

**Surface** \$3,240  
Model: UP167SM



## Leg Press

Ages: 13+

Instructional sticker included

**Footer** \$4,126  
Model: UP170J

**In-Ground** \$4,318  
Model: UP170S

**Surface** \$4,164  
Model: UP170SM

## Instructional Sign & Sticker



## Lat Pull Down

Ages: 13+

Instructional sticker included

**Footer** \$4,061  
Model: UP165J

**In-Ground** \$4,254  
Model: UP165S

**Surface** \$4,124  
Model: UP165SM



## Accessible! Lat Pull Down

Ages: 13+

Instructional sticker included

**Footer** \$5,442  
Model: UP180J

**In-Ground** \$5,713  
Model: UP180S

**Surface** \$5,407  
Model: UP180SM



## Accessible! Vertical Press

Ages: 13+

Instructional sticker included

**Footer** \$5,418  
Model: UP182J

**In-Ground** \$5,690  
Model: UP182S

**Surface** \$5,383  
Model: UP182SM

Complete

\*Instructional Sign Freestanding sign post sold separately for all equipment that includes instructional sign.

Warning! Safety surfacing required for outdoor fitness equipment per ASTM F1292 and F3101-15.

# Complete Your Space Dog Play

**SAVE MONEY WITH**  
*dog park packages!*  
visit our website at  
[srpsiteamenities.com/dog-park](http://srpsiteamenities.com/dog-park)



**Dog Log** \$1,960  
Model: RECF0008XX  
Weight: 400 lbs.



**Camel Hump Climber** \$3,283  
Model: RECF0001XX  
Weight: 269 lbs.



**Over and Under** \$470  
Model: RECF0012XX  
Weight: 109 lbs.



**Hurdle Jump** \$819  
Model: RECF0007XX  
Weight: 68 lbs.  
Sold as a set of 4



**Climb and Sit** \$1,195  
Model: RECF0002XX  
Weight: 296 lbs.



**Limbone, Anyone?** \$1,195  
Model: RECF0003XX  
Weight: 104 lbs.



**Home Sweet Home** \$2,782  
Model: RECF0010XX  
Weight: 416 lbs.



**Nice Turn** \$1,939  
Model: RECF0013XX  
Weight: 331 lbs.



**Step Up** \$1,195  
Model: RECF0005XX  
Weight: 154 lbs.



**Through the Target** \$1,270  
Model: RECF0006XX  
Weight: 112 lbs.



**Jump Through** \$720  
Model: RECF0014XX  
Weight: 147 lbs.



**Let's Rest** \$1,121  
Model: RECF0009XX  
Weight: 246 lbs.



**High Jump** \$598  
Model: RECF0011XX  
Weight: 128 lbs.



**Through the Tunnel** \$2,912  
Model: RECF0004XX  
Weight: 420 lbs.



**Walk the Plank** \$4,377  
Model: RECF0015XX  
Weight: 347 lbs.



**Leash Holder** \$477  
Model: RECF0022XX  
Weight: 70 lbs.

Complete





Playground Shade

## Complete Your Space Shade & Shelter

Our fabric shade and all-steel structures come in a variety of sizes and styles. Our fabric structures are available with or without our unique Glide Elbow™ fabric release mechanism.

### Playground Shade

We have over 30 rectangle and square shades specifically designed for your play structure (and hundreds more available for other uses, too!). These designs are available in a variety of colors to match any play environment and are a great economical choice. To keep children safe, follow these guidelines when choosing a shade for your play structure:

- 6' min. clearance from shade columns to play structure
- 7' min. clearance from play surface to shade fabric
- 3' min. clearance from top of play structure to shade fabric

### Bleacher Shade

We have a variety of cantilever options suitable for shading the bleacher unit at your sports field. Additionally, these design make for perfect car parking shades.

#### Standard Cantilever Shade

18' x 20', 18' x 27', 18' x 36'  
Surface or In-Ground Mount  
8', 10', or 12' Height  
With or Without Glide Elbow™

### Table Shade

Our umbrella shades are ideal for shading picnic areas, benches, and small play areas, such as a music area. Umbrellas are a simple shade solution but they make great visual impact.

#### Single Post Umbrella Shade

Square, Hexagon, and Octagon Shapes  
Surface or In-Ground Mount  
8', 10', or 12' Height  
With or Without Glide Elbow™

### Picnic Shelter

We offer a full line of all-steel shelters that are suitable for picnic areas, bench seating, outdoor performance space, and even bleachers. Have something in mind? Ask your representative for our complete catalog.


WE HAVE MANY MORE  
*styles to choose from!*  
visit [srpshelter.com](http://srpshelter.com) and [srpshade.com](http://srpshade.com)



Bleacher Shade



Table Shade



Picnic Shelter



Buddy Bench

## Complete Your Space Site Amenities

We offer durable and affordable benches, tables, and trash receptacles. With over 500 products in different frame styles, metal patterns, and color choices, you can easily achieve a distinctive look for your space.

### Buddy Bench

The Buddy Bench encourages inclusion on the playground. When a child sits down on a Buddy Bench, it is a sign that they are in need of a friend on the playground. Our Buddy Bench is available in five standard designs and utilizes three base bench styles.

#### All Smiles Buddy Bench (Pictured)

Model: B6WBPERFP-ALLSMILES  
Length: 6'  
Mounting: Portable

### Standard Bench

We have a variety of standard bench options that are available in different metal planking styles and mounting options. Our standard benches are available in portable, surface, and in-ground options. These benches are a great addition to parks, playgrounds, sport fields, schools, and child cares.

#### Standard Regal Bench (Pictured)

Model: B8WBRCS  
Length: 8'  
Mounting: In-Ground

### Uptown Amenities

We offer over 50 modern site amenities that include tables, benches, and trash receptacles. These premium amenities include stylish designs that are suitable for housing communities, city parks, and shopping complexes.

#### Zion Bench (Pictured)

Model: B6ZI  
Length: 6'  
Mounting: Portable/Surface Mount

### Bleachers

We offer a full line of all-aluminum bleachers that are suitable for both indoor and outdoor use. Have something in mind? Ask your representative for our complete catalog.



Standard Bench



Uptown Amenities



Bleachers

WE HAVE MORE  
*designs online!*  
visit [srpsiteamenities.com](http://srpsiteamenities.com)

• WHICH SURFACING IS RIGHT FOR •

# Your Site!

Since safety is our first concern, we recommend only the surface materials below which have proven track records.

### Poured In Place (PIP)

Visual Appeal	Initial Investment	Maintenance Required	Easily Accessible?	Expected Longevity
●●●●●	●●●●●	●●●●●	●●●●●	●●●●●

Bonus? You can add graphics!

### Bonded Rubber Mulch

Visual Appeal	Initial Investment	Maintenance Required	Easily Accessible?	Expected Longevity
●●●●●	●●●●●	●●●●●	●●●●●	●●●●●

### Rubber Tiles

Visual Appeal	Initial Investment	Maintenance Required	Easily Accessible?	Expected Longevity
●●●●●	●●●●●	●●●●●	●●●●●	●●●●●

### Synthetic Turf

Visual Appeal	Initial Investment	Maintenance Required	Easily Accessible?	Expected Longevity
●●●●●	●●●●●	●●●●●	●●●●●	●●●●●

### Loose Fill Rubber Mulch

Visual Appeal	Initial Investment	Maintenance Required	Easily Accessible?	Expected Longevity
●●●●●	●●●●●	●●●●●	●●●●●	●●●●●

### Engineered Wood Fiber


Visual Appeal	Initial Investment	Maintenance Required	Easily Accessible?	Expected Longevity
●●●●●	●●●●●	●●●●●	●●●●●	●●●●●




Poured In Place (PIP)



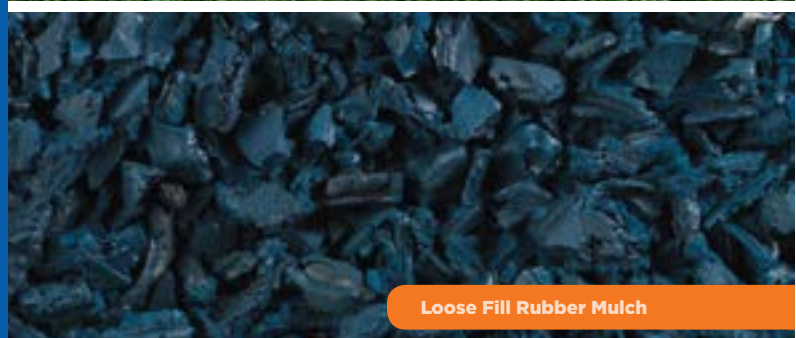
Bonded Rubber Mulch




Rubber Tiles



Synthetic Turf



Loose Fill Rubber Mulch



Engineered Wood Fiber

## Complete Your Space Surfacing

### The Surfacing Low Down

#### Poured Rubber Options

##### Poured In Place (PIP)

- Two-layer system
- High wear resistance
- Great for high-traffic use
- Lower maintenance
- Great accessibility
- Add graphics
- Mix colors

#### Unitary Options

##### Bonded Rubber

- Recycled shredded rubber
- Great accessibility
- Medium wear resistance
- Many color options

##### Tiles

- Easy to repair
- Highly accessible
- High wear resistance
- Lower maintenance
- Many color options

##### Turf

- Looks like natural grass
- Impact layer and wear layer
- Medium wear resistance
- Low maintenance

#### Loose Fill Options

##### Rubber Mulch

- Shredded rubber granule
- High wear resistance
- High impact attenuation rating
- Mold, animal, and insect resistant
- 100% recycled

##### Engineered Wood Fiber

- All-natural wood
- Economical initial cost
- Specifically for playgrounds
- Requires regular maintenance
- Use of wear mats under swing bays recommended to maintain proper depths

### Surfacing Accessories

#### 12" Landscape Timber



##### Steel Playground Kit

Order these part numbers if you've purchased a steel playground. These kit options include one timber and necessary stake(s). The 4' and 6' kit options include one and two stakes, respectively.

Length	Item Number	MSRP
4'	90022004XX	\$59
6'	90022006XX	\$92
Border Cap	BMP-0002XX	\$35

##### Recycled Playground

Order these part numbers if you've purchased a recycled playground. All pieces are sold separately.

Length	Item Number	MSRP
4'	LT-4	\$45
6'	LT-6	\$64
Border Cap	BMP-0002XX	\$35
Timber Stake	LTH	\$11

#### 4' x 8" Landscape Timber



##### Steel Playground Kit \$54

Model: TFR0634XX

Includes timber and timber stake

##### Recycled Playground

Timber Model: LT-4-8, \$43

Stake Model: LTH, \$11

Each piece sold separately

#### ADA Accessible Ramp System

Our ADA ramp systems, made from roto-molded plastic, allow for easier transitions into your timber-bordered play environment. These systems are designed for timbers that are 12" high.



##### Steel Playground

Order these part numbers if you've purchased a steel playground.

System	Item Number	Dimensions	Also Includes	MSRP
Full	TFR0592XX	120" x 43"	9 Stakes, 2 End Caps	\$1,253
Half	TFR0591XX	60" x 43"	6 Stakes, 2 End Caps	\$752

##### Recycled Playground

Order these part numbers if you've purchased a recycled playground.

System	Item Number	Dimensions	Also Includes	MSRP
Full	TCF0078XX	120" x 43"	9 Stakes, 2 End Caps	\$1,253
Half	TCF0077XX	60" x 43"	6 Stakes, 2 End Caps	\$752

# We Use Quality *playground materials*

At Superior, we only use quality playground materials. Our playgrounds are proudly made in the USA and are built to last. Whether you are purchasing a climber or a full structure, we guarantee fun for years to come.

1

### Our rotationally-molded plastics have anti-static inhibitors.

Our rotationally-molded plastics, such as those used for slides and tubes, are made of ¼" thick low density polyethylene (LDPE). They are UV stabilized for reduced fading and also contain anti-static inhibitors.

2

### Our textured HDPE panels are strong and UV stabilized.

Our ¾" thick textured high density polyethylene is used for products such as our activity panels. With UV stabilization, we ensure your carefully selected color will remain bright and colorful for years to come. These panels are stain and graffiti resistant and will not splinter or crack.

3

### Our powder coat leaves your structure protected.

Our steel components are primed at the welded areas and coated with 3-5 mils of powder coat to protect your playground from fading and rust. Additional extra-protection coating options for regions, such as coastal, are available.

### P.S. Our post caps aren't just pretty.

From easy in-field installation to a unique two-color look, our aluminum alloy post caps offer many great benefits. Our super-tough post cap design allows for less water access, making our posts more durable in the field. Once installed the post caps can't be removed, stopping unwanted vandalism.

4

### Our modular shades block harmful UV rays.

Our shade fabric blocks 91%-99% of harmful UV rays, depending upon the color you've chosen. Our fabric is also flame retardant, with some of our color choices being California Fire Marshal certified.

5

### Our steel decks and stairs are among the thickest in the industry.

Our steel decks are formed from 12-gauge hot-rolled steel body — among the thickest in the industry — and are coated with UV stabilized PVC for a softer play surface. They're also sprayed with a PVC textured coating that increases foot traction, are perforated for drainage, and are lead-free.

6

### We offer stainless steel hardware, so you won't worry about rust.

99% percent of the hardware we use is stainless steel, with less than 1% being corrosion-resistant coated steel. Our hardware is packaged individually and labeled, allowing for more efficient installation.

# We Make It *easy to buy*

Superior makes it easy to buy (no lengthy buying process!) by having a nationwide team of SRP Certified Partners and by having contracts with the following organizations.

### State-Specific Opportunities



The NASPO ValuePoint Cooperative Purchasing Organization is available to all public agencies, institutes of higher education, political subdivisions, and, in some cases, non-profit organizations in states who have obtained a NASPO ValuePoint Participating Addendum. Currently, we have partnered with the following states under NASPO ValuePoint Master Agreement No.: 6482.

- Kansas
- Montana
- New Mexico
- New York
- North Dakota
- Oregon
- Oklahoma
- South Carolina
- South Dakota
- Utah
- Washington
- And More!

### For Government Entities



BuyBoard is an online purchasing cooperative that gives its members best pricing on products, equipment, and services that they use every day. Members save time and resources because the competitive procurement process has already been completed. BuyBoard's nationwide members include those in public schools, municipalities, county government, and all types of local government agencies and non-profits.



HGACBuy is a cooperative purchasing network available to local governments, state agencies, and certain non-profit corporations nationwide. All products offered by HGACBuy have been awarded through a public competitive process. To become a member of HGACBuy and to view products like ours, visit [hgacbuy.org](http://hgacbuy.org).

### For Businesses



Marlin Capital Solutions is a direct lender providing financing to small and mid-size businesses so they can acquire new equipment and technology while preserving capital. Their customers include equipment dealers, manufacturers, distributors, and small business establishments.



GSA Advantage!® is an online cooperative purchasing program that provides access to thousands of products and services. State and local government entities can take advantage of this buying power to get you the best value and price.

### For Everyone

Our Certified Partners have extensive knowledge and training in all Superior products. Find your closest representative by visiting [srplayground.com](http://srplayground.com) and clicking "Contact a Rep."

# We Meet or Exceed industry standards

In our effort to provide quality and safe play products for children, our products meet or exceed the standards set forth by the below organizations. Additionally, we follow our own strict in-house standards and guidelines.



## International Play Equipment Manufacturers Association™

In the interest of playground safety, the International Play Equipment Manufacturers Association (IPEMA™) provides a third-party certification service whereby a designated independent laboratory, TÜV SÜD America Inc., (TÜV), validates an equipment manufacturer's certification of conformance to the standards below.

- ASTM F1487-11, excluding sections 7.1.1, 10 and 12.6.1: Standard Consumer Safety Performance Specification for Playground Equipment for Public Use
- CAN/CSA-Z614-14, excluding clauses 9.8, 10, and 11: Children's Playspaces and Equipment

A list of current validated products may be viewed on their website at [www.ipema.org](http://www.ipema.org). SRP is a member of this organization.



## American Society for Testing and Materials

The American Society for Testing and Materials (ASTM) is an independent and world renowned developer of technical standards utilized in testing a multitude of products. ASTM developed F1487 Standard Consumer Safety Performance Specifications for Playground Equipment for Public Use. The current standard is F1487-11, published in 2011.



## U.S. Consumer Product Safety Commission

The U.S. Consumer Product Safety Commission (CPSC) presents safety guidelines through the publication of their Public Playground Safety Handbook. This handbook promotes greater safety awareness among those who purchase, install, and maintain public playground equipment. The handbook can be viewed on the CPSC's website, [cpsc.gov](http://cpsc.gov).



## United States Access Board

The U.S. Access Board is a federal agency that promotes equality for people with disabilities. They've developed guidelines and standards for built environments, such as playgrounds.

MADE IN THE USA

## ISO 9001 and ISO 14001

ISO industry certification processes are issued by International Organization for Standardization. ISO 9001 is used to measure manufacturing standards and to certify company compliance with quality management systems covering design, development, production, installation, inspection, and testing. ISO 4001, also known as the "Green Certification," specifies the requirements of an organization having an environmental management system (EMS). SRP's steel playground line is manufactured in an ISO 9001 and ISO 14001 certified facility.

## PCI 4000

Certification by the Powder Coating Institute recognizes competency and processes in place to consistently produce high-quality powder coated products. PCI certification is the result of an extensive and rigorous audit process and SRP's steel playground manufacturing facility has this certification.

## In-House Standards

At Superior, we only use quality playground materials. Our playgrounds are proudly made in the USA and are built to last.

To ensure the safest play for your children, we offer:

- Quality control inspection on all parts and shipments
- All products must pass inspection in our IPEMA Certified In-House Testing Facility
- In-house production of most products
- All products meet or exceed CPSC, ASTM, and ADA Safety Guidelines
- On-staff CPSI certified employees
- Local field factory trained installation technicians
- Direct connect component attachment system
- Products constructed from Allied's heavy-wall galvanized steel tubing, which is protected by Allied's patented Flo-Coat® process that uses triple-coat corrosion protection (zinc, conversion coating, and clear organic topcoat) to provide a smooth, shiny product appearance that is unmatched in terms of strength and durability



# Our Leading warranty

Our warranty guarantees years of unlimited fun. **View our full warranty by visiting us online at [srpplayground.com/warranty](http://srpplayground.com/warranty).**

Superior Recreational Products (SRP) warrants that its product will be free from defects in materials and workmanship as well as maintain structural integrity for the periods listed below from the date of invoice and once SRP has been paid in full. This warranty is in effect only if the product has been assembled and installed strictly in accordance with the setup instructions provided by SRP, good construction practices, and has been subjected only to normal use and exposure.

- Lifetime\* Warranty on playground steel and recycled posts, all stainless steel hardware, c-line fittings, and aluminum post caps
- 20-Year Limited Warranty on steel Shade structures
- 15-Year Limited Warranty on playground pipes, rungs, loops and rails, roto-molded plastics, HDPE plastic sheets, punched steel decks, and recycled decks
- 10-Year Limited Warranty on Shelter structures and shade fabric
- 5-Year Limited Warranty on powder coat and nets
- 3-Year Limited Warranty on electronic play
- 1-Year Limited warranty on moving parts, cables, and materials not covered above

## Limited Warranty: Structural Steel

SRP offers a "Lifetime Limited Warranty" on structural steel frames against failure due to rust-through corrosion under normal environmental conditions. Should the parts need to be replaced under the warranty, SRP will manufacture and ship new replacement parts at no charge for the first ten years, thereafter pro-rated at 50% for the second ten years and 25% from there on. Workmanship is warranted for a period of five years. This steel warranty shall be void if damage to the steel is caused by the installer or from physical damage, damage by salt spray or sprinkler systems, contact with chemicals, chlorine, pollution, misuse, vandalism, or any act of God.

## Limited Warranty: Powder Coat

Superior Recreational Products offers a 5-year Limited Warranty for powder coating to the original purchaser. This Limited Warranty is for factory applied finish only. Damage occurring from shipping, erection, vandalism, accidents, or field modification is not covered in this limited warranty and will require field touch-up immediately and periodically thereafter. The owner must report any defect in powder coat at the time the installation is completed. Not covered by this Limited Warranty are acute angles, welds, and end plates.

The Limited Warranty for powder coating provides the following after a 5-year exposure period when applied according to the recommendations listed on the product's technical data sheet and appropriate surface preparation has been utilized.

- The coatings shall retain their original color with a  $\Delta E$  of <7.5 units for high chroma colors (yellows, reds, oranges, etc.) and a  $\Delta E$  of <5.0 units for low chroma colors, when tested in accordance with ASTM D 2244.
- The coating shall retain a minimum of 50% of its original gloss level after washing, when tested in accordance with ASTM D 523.
- The coating shall exhibit chalking no worse than numerical rating of 6, when evaluated in accordance with ASTM D 659-80.

## Stainless Steel Series (Powered by Playdale Playgrounds)

Playdale Playgrounds warrants its products to the original customer to be free from structural failure due to defect in materials or workmanship during normal use and installation in accordance with the published specifications. The warranty shall commence on the date of the invoice and terminate at the end of the period on the full warranty statement. The warranty is valid only if the products are installed properly and in conformance of the specifications, installation guides, Playdale Playgrounds design layout, and properly maintained in accordance with the maintenance schedule provided within the installation instructions. Playdale Playgrounds reserves the right to accept or reject any claim in whole or in part. Playdale Playgrounds will not accept the return of any product without prior approval by Playdale management.

## Electronic Play

SRP guarantees the speakers, sound chips, and circuit boards used in the production of their electronic play products for 3 years, against electronic failure caused by manufacturing defects. This guarantee does not include failure as a result of any form of misuse, vandalism or neglect including, but not limited to accidental damage while changing the batteries or servicing the internal electronics, a failure to follow the battery replacement guide, the troubleshooting guide or the care and maintenance instructions for the electronics units.

## Pricing, Cancellation, Return, and Shipping Policies

All prices are F.O.B. factor and do not include freight, installation, shipping and handling, surfacing, or applicable taxes. All prices listed were current at the time of printing and in U.S. currency. Prices are subject to change without notice. To view our return policy, please visit [superiorrecreationalproducts.com/returns](http://superiorrecreationalproducts.com/returns). For information on Return Material Authorizations please call 1.800.327.8774. To view our shipping policy, please visit [superiorrecreationalproducts.com/shipping](http://superiorrecreationalproducts.com/shipping). For any further information, please call 1.800.327.8774.

\*For the purpose of this warranty, lifetime encompasses no specific term of years, but rather that seller warrants to its original customer for as long as the original customer owns the product and uses the product for its intended purpose that the product and all parts will be free from defects in materials and manufacturing workmanship. This warranty does not cover damage caused by vandalism, misuse or abuse, altered or modified parts, or cosmetic damage such as scratches, dents, or fading or weathering and normal wear and tear. This warranty is valid only if the structures are installed in conformity with instructions provided by Superior Recreational Products using approved Superior Recreational Products parts. Superior Recreational Products will deliver the repaired or replacement part or parts to the site free of charge, but will not be responsible for labor or the labor costs of replacement. Warranty claims must be filed within the applicable warranty period and accompanied by a sales order or invoice number.

# Color Options

## Metal Colors

### Gloss

-  Red
-  Orange
-  Butterscotch
-  Yellow
-  Spring Green
-  Patina
-  Sage
-  Green
-  Deep Green
-  Ocean Blue
-  Blue
-  Deep Periwinkle
-  Electric Purple
-  Burgundy
-  Iced Coffee
-  Brown
-  Black
-  White

### Matte Metallic

-  Feather Gray
-  Iron Gray
-  Rubbed Bronze
-  Starry Night

## Plastic Colors

-  Red
-  Orange
-  Yellow
-  Spring Green
-  Patina
-  Green
-  Ocean Blue
-  Blue
-  Dark Blue
-  Deep Periwinkle
-  Electric Purple
-  Iced Coffee
-  Brown
-  Feather Gray
-  Burgundy

## Steel Deck Colors

-  Brown
-  Gray
-  Blue
-  Red

## Activity Panel & Panel Colors

### Solid Core

-  Yellow
-  Red
-  Orange
-  Burgundy
-  Electric Purple
-  Blue
-  Ocean Blue
-  Spring Green
-  Green
-  Brown
-  Iced Coffee
-  Feather Gray
-  Black

### Sandwich Core

-  White/Red
-  Red/White
-  Red/Yellow
-  Yellow/Red
-  Yellow/Blue
-  Yellow/Black
-  Blue/Yellow
-  Blue/Iced Coffee
-  Ocean Blue/White
-  Spring Green/White
-  Green/White
-  Green/Iced Coffee
-  Iced Coffee/Green
-  Brown/Iced Coffee
-  Gray/Black
-  White/Black
-  Black/White

## Shade Colors | More Available!

-  Cream
-  Beige
-  River Gum Green
-  Mint Green
-  Forest Green
-  Sky Blue
-  Turquoise
-  True Blue
-  Navy Blue
-  Purple
-  Sun Blaze
-  Yellow
-  Silver
-  Midnight
-  Brown





## Recycled Deck & Post Colors

-  Cedar
-  Dark Brown\*
-  Gray\*

\*May affect delivery lead time.



### Northern Lights

-  Dark Blue
-  Feather Gray
-  Starry Night
-  Patina







### Circus

-  Red
-  Yellow
-  Ocean Blue



### Spring Bloom

-  Ocean Blue
-  White
-  Spring Green
-  Orange








### Van Gogh

-  Rubbed Bronze
-  Starry Night
-  Feather Gray
-  Deep Periwinkle







### Reptile

-  Iron Gray
-  Yellow
-  Spring Green
-  Red
-  White



### Deep Ocean

-  Rubbed Bronze
-  Feather Gray
-  White
-  Ocean Blue
-  Blue







### Spring Storm

-  Feather Gray
-  Spring Green
-  Ocean Blue
-  Starry Night





### Nature Trail

-  Brown
-  Iced Coffee
-  Spring Green
-  Orange







### Modern Marsh

-  Feather Gray
-  Green
-  Spring Green
-  Rubbed Bronze






### Earth

-  Spring Green
-  Blue
-  Iced Coffee
-  Brown








### Forest

-  Burgundy
-  Iced Coffee
-  Green



### Galaxy

-  Dark Blue
-  Butterscotch
-  Feather Gray
-  Starry Night
-  Black

# Superior<sup>®</sup>

RECREATIONAL PRODUCTS

A PLAYCORE company

1050 Columbia Drive  
Carrollton, GA 30117

866.699.4339

[srplayground.com](http://srplayground.com)

